



**REGULAR MEETING**  
**August 11, 2023 at 12:00 p.m.**

**AGENDA**

- 1. Call to Order**
- 2. Roll Call**
- 3. Approval of Agenda**
- 4. Approval of Minutes**
  - [A.](#) Minutes July 14, 2023 Meeting
- 5. Communications**
- 6. Requests for Payment**
- 7. Requests for Purchase**
- 8. Recommendations on Bids**
- 9. New Business**
- 10. Unfinished Business**
- 11. Reports**
  - [A.](#) Water Production Report
  - [B.](#) Financial Statements through July 31, 2023
  - [C.](#) SLWSR Construction Update
- 12. Appropriations**
  - [A.](#) Approval and Ratification of Claims & Accounts
- 13. Public Comment**
- 14. Adjournment**

A regular meeting of the Gratiot Area Water Authority was held at the Alma Public Library and called to order at 12:18 p.m. by Chairman Kurt Giles. A quorum of the Authority Board was present.

*Roll Call*

Authority Board members present: Kurt Giles, Aeric Ripley, Roxann Harrington, and Bill Leonard.

Authority Board members absent: Jim Wheeler.

Others present: Dave Ringle and Doug Sierakowski.

*Approval of Agenda*

**Motion by Authority Member Ripley, seconded by Authority Member Harrington, to approve the Agenda.**

**Motion carried with a voice vote.**

**Aye: Giles, Ripley, Harrington, and Leonard.**

**Nay: None.**

**Absent: Wheeler.**

*Approval of Minutes*

**Motion by Authority Member Ripley, seconded by Authority Member Harrington, to approve the minutes of May 11, 2023. Motion carried with a voice vote.**

**Aye: Giles, Ripley, Harrington, and Leonard.**

**Nay: None.**

**Absent: Wheeler.**

*Communications*

*Requests for Payment*

*Requests for Purchase*

*New Business*

*Unfinished Business*

Chairman Giles offered discussion on the Fishbeck proposal for additional services to the conceptual design services for security upgrades at the water plant. Brief discussion followed.

**Motion by Authority Member Harrington, seconded by Authority Member Ripley, to approve an additional service request for conceptual design services for security upgrades to the water plant. Motion carried with a voice vote.**

**Aye: Giles, Ripley, Harrington, and Leonard**

**Nay: None.**

**Absent: Wheeler.**

*Reports*

Chairman Giles offered discussion on the May and June Water Production Reports. Brief discussion followed.

Chairman Giles offered discussion on the Financial Statements through June 30, 2023. Brief discussion followed.

Chairman Giles offered discussion on the email update from John Willemin of Fishbeck, Thompson, Carr & Huber regarding the SLWSR project. Brief discussion followed.

**Motion by Authority Member Ripley, seconded by Authority Member Harrington, to receive the May 2023 through June 2023 Water Production Reports, May 2023 through June 2023 Financial Statements, and SLWSR Construction Update. Motion carried with a voice vote.**

**Aye: Giles, Ripley, Harrington, and Leonard.**

**Nay:** None.  
**Absent:** Wheeler.

*Appropriations*

**Motion by Authority Member Harrington, seconded by Authority Member Ripley, to approve and ratify the claims and accounts for May 2023 through June 2023 in the amount of \$55,744.09 and \$167,692.54, respectively. Motion carried with a voice vote.**

**Aye:** Giles, Ripley, Harrington, and Leonard.

**Nay:** None.

**Absent:** Wheeler.

*Public Comment*

*Adjournment*

**Motion by Authority Member Harrington, seconded by Authority Member Ripley, to adjourn the meeting. Chairman Giles adjourned the meeting at 12:28 p.m.**

---

Kim Fellows, Recording Secretary

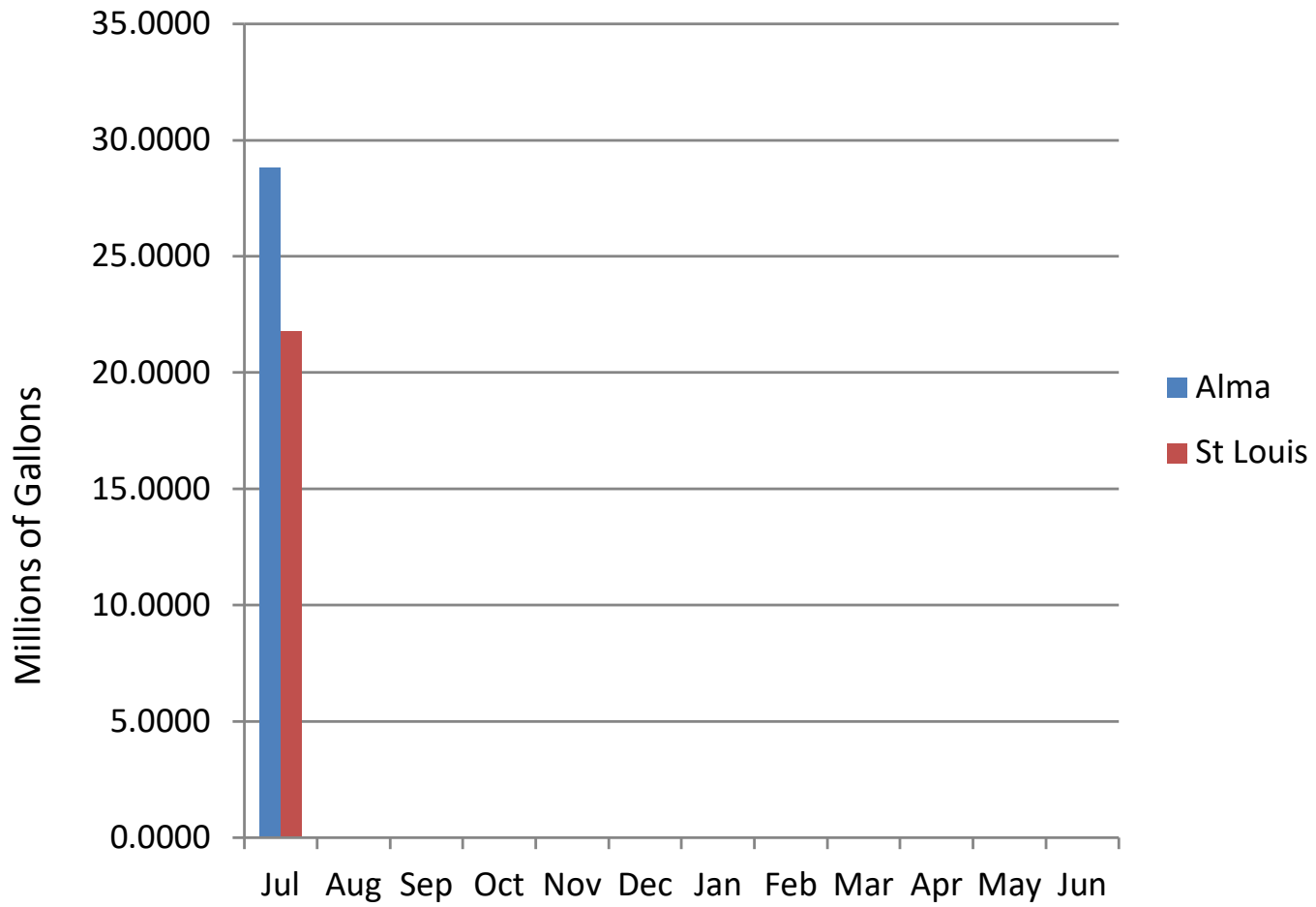
---

Date of Approval

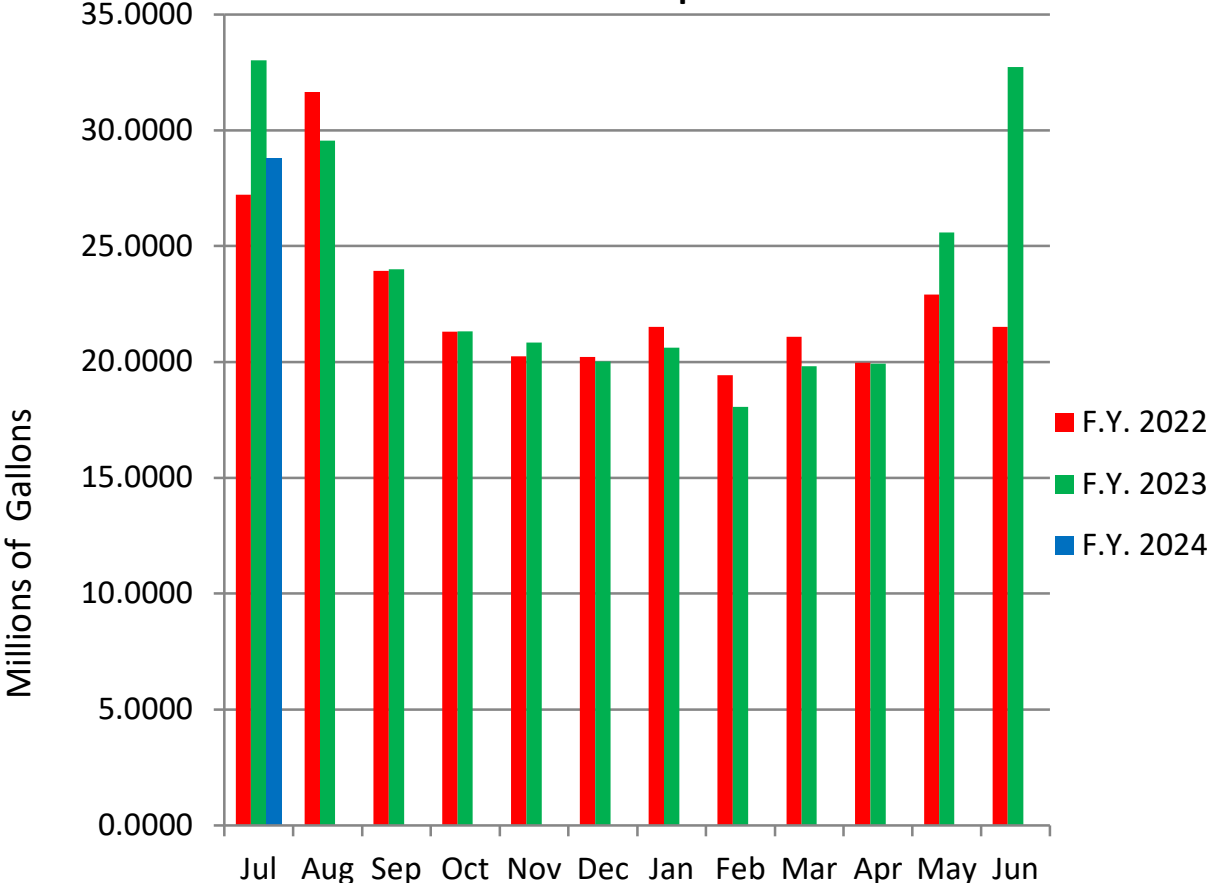
**GAWA Water Production/Consumption Records - F.Y. 2024**

	Water Authority Plant Production			St. Louis Water Consumption			Alma Water Consumption
	Water Pumpage (MG)	Internal Consumption (MG)	Water Production (MG)	Meter No. 1 (MG) Cheesman	Meter No. 2 (MG) Michigan	Total Consumption (MG)	Total Consumption (MG)
<b>Jul</b>	53.546	2.981	50.565400	12.2823	9.4952	21.7775	28.7879
<b>Aug</b>		0.000				0.0000	0.0000
<b>Sep</b>		0.000				0.0000	0.0000
<b>Oct</b>		0.000				0.0000	0.0000
<b>Nov</b>		0.000				0.0000	0.0000
<b>Dec</b>		0.000				0.0000	0.0000
<b>Jan</b>		0.000				0.0000	0.0000
<b>Feb</b>		0.000				0.0000	0.0000
<b>Mar</b>		0.000				0.0000	0.0000
<b>Apr</b>		0.000				0.0000	0.0000
<b>May</b>		0.000				0.0000	0.0000
<b>Jun</b>		0.000				0.0000	0.0000
<b>Total Year to Date</b>	53.546	2.981	50.565400	12.2823	9.4952	21.7775	28.7879
<b>Avg. Monthly (MG)</b>		50.57			21.778		28.788
<b>Percent of Consumption</b>		100.00%			43.07%		56.93%

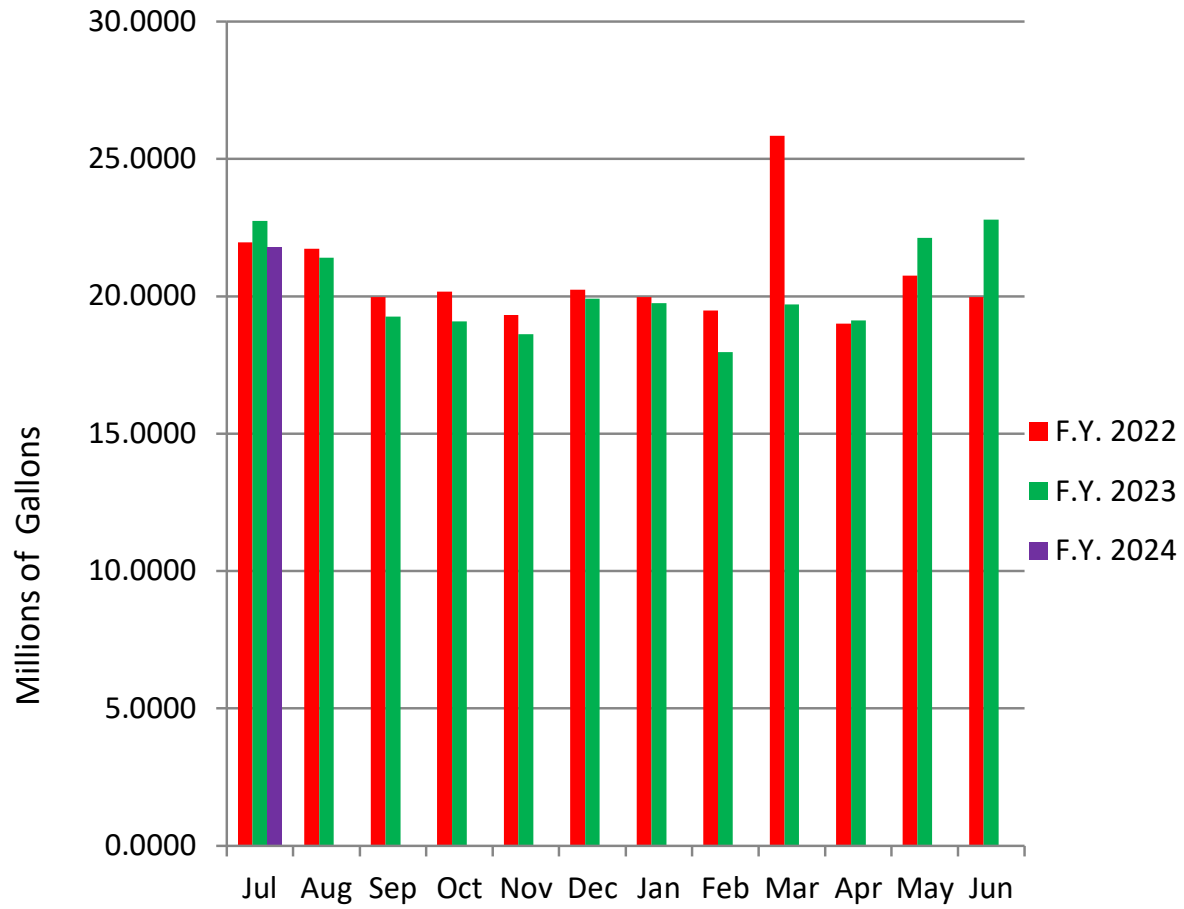
### Alma-St. Louis Monthly Water Consumption



### City of Alma Water Consumption



### City of St. Louis Water Consumption



Fund 597 GRATIOT AREA WATER AUTHORITY

GL Number	Description	PERIOD ENDED 07/31/2022	PERIOD ENDED 07/31/2023
*** Assets ***			
ASSETS			
597.000.000.001.001	OPERATING CASH - (COM)	427,250.41	690,617.88
597.000.000.040.001	MISC ACCOUNTS RECEIVABLE - MR/YE	114,797.35	72,531.94
597.000.000.110.000	INVENTORY	21,798.48	21,798.48
597.000.000.123.000	PREPAID EXPENSES	0.00	6,050.00
597.000.000.194.000	ADVANCE TO ALMA	40,000.00	40,000.00
ASSETS		<u>603,846.24</u>	<u>830,998.30</u>
REPLACEMENT RESERVES			
597.000.000.002.000	SAVINGS-EQUIP REPLACEMENT (COM)	261,302.84	35,302.84
597.000.000.017.000	INVEST-MICLASS-EQUIP REPLACEMENT	3,082,427.41	3,817,009.57
REPLACEMENT RESERVES		<u>3,343,730.25</u>	<u>3,852,312.41</u>
FIXED ASSETS			
597.000.000.130.000	LAND	280,175.87	280,175.87
597.000.000.132.000	LAND IMPROVEMENTS	647,635.74	647,635.74
597.000.000.133.000	ACCUM. DEPR. - LAND IMPROVEMENTS	(152,558.60)	(152,558.60)
597.000.000.136.000	BUILDINGS + ADDITIONS/IMPROVEMENTS	15,476,983.65	15,476,983.65
597.000.000.137.000	ACCMU DEPRECIATION - BUILDING	(3,868,711.97)	(3,868,711.97)
597.000.000.140.000	MACHINERY & EQUIPMENT	3,232,880.42	3,232,880.42
597.000.000.141.000	ACCUM DEPREC - MACHINERY & EQUIPMENT	(1,987,527.72)	(1,987,527.72)
597.000.000.152.000	WATER SYSTEM	6,621,170.16	6,621,170.16
597.000.000.153.000	ACCUM DEPR - WATER SYSTEM	(857,753.61)	(857,753.61)
FIXED ASSETS		<u>19,392,293.94</u>	<u>19,392,293.94</u>
<b>Total Assets</b>		<b><u>23,339,870.43</u></b>	<b><u>24,075,604.65</u></b>
*** Liabilities ***			
LIABILITIES			
597.000.000.202.000	ACCOUNTS PAYABLE	56,900.92	(2,002.50)
LIABILITIES		<u>56,900.92</u>	<u>(2,002.50)</u>
<b>Total Liabilities</b>		<b><u>56,900.92</u></b>	<b><u>(2,002.50)</u></b>
*** Fund Balance ***			
RETAINED EARNINGS			
597.000.000.391.000	NP-INVESTMENT IN CAPITAL ASSETS	19,392,293.94	19,392,293.94
597.000.000.399.000	NET POSITION- UNRESTRICTED	3,782,995.62	3,782,995.62
RETAINED EARNINGS		<u>23,175,289.56</u>	<u>23,175,289.56</u>
<b>Total Fund Balance</b>		<b><u>23,175,289.56</u></b>	<b><u>23,175,289.56</u></b>
<b>Beginning Fund Balance</b>		<b><u>23,175,289.56</u></b>	<b><u>23,175,289.56</u></b>
<b>Net of Revenues VS Expenditures - 22-23</b>			<b>903,501.76</b>
<b>*22-23 End FB/23-24 Beg FB</b>		<b>23,175,289.56</b>	
<b>Net of Revenues VS Expenditures - Current Year</b>		<b>107,679.95</b>	<b>(1,184.17)</b>
<b>Ending Fund Balance</b>		<b>23,175,289.56</b>	<b>24,078,791.32</b>
<b>Total Liabilities And Fund Balance</b>		<b>23,339,870.43</b>	<b>24,075,604.65</b>

\* Year Not Closed



User: BOBBIE

DB: St Louis

PERIOD ENDING 07/31/2023

GRATIOT AREA WATER AUTHORITY  
MONTHLY STATEMENTS ARE CASH BASIS

GL NUMBER	DESCRIPTION	2023-24 AMENDED BUDGET	YTD BALANCE 07/31/2023	ACTIVITY FOR MONTH 07/31/23	AVAILABLE BALANCE	% BDGT USED	END BALANCE 06/30/2023
Fund 597 - GRATIOT AREA WATER AUTHORITY							
Revenues							
Dept 536.000 - WATER SYSTEM OPERATIONS & MAINTENANCE							
597.536.000.540.000	STATE GRANT	12,500.00	0.00	0.00	12,500.00	0.00	5,375.00
597.536.000.626.000	CHARGE FOR SERVICES	17,000.00	0.00	0.00	17,000.00	0.00	20,220.00
597.536.000.642.000	BULK WATER SALES	1,781,040.00	0.00	0.00	1,781,040.00	0.00	1,647,311.65
597.536.000.642.001	NONMETERED WATER SALES	4,000.00	0.00	0.00	4,000.00	0.00	5,617.00
597.536.000.665.000	INTEREST REVENUE	100,000.00	0.00	0.00	100,000.00	0.00	149,276.56
597.536.000.684.000	MISCELLANEOUS REVENUE	0.00	0.00	0.00	0.00	0.00	4,080.48
Total Dept 536.000 - WATER SYSTEM OPERATIONS & MAINTENANCE		1,914,540.00	0.00	0.00	1,914,540.00	0.00	1,831,880.69
Dept 998.000 - EQUITY TRANSFER							
597.998.000.581.000	MEMBER CONTRIBUTIONS - CAPITAL	3,000,000.00	0.00	0.00	3,000,000.00	0.00	0.00
Total Dept 998.000 - EQUITY TRANSFER		3,000,000.00	0.00	0.00	3,000,000.00	0.00	0.00
TOTAL REVENUES		4,914,540.00	0.00	0.00	4,914,540.00	0.00	1,831,880.69
Expenditures							
Dept 536.000 - WATER SYSTEM OPERATIONS & MAINTENANCE							
597.536.000.750.000	MATERIALS & SUPPLIES	41,700.00	0.00	0.00	41,700.00	0.00	41,608.06
597.536.000.750.001	SUPPLIES - CHEMICALS	398,022.00	0.00	0.00	398,022.00	0.00	239,132.22
597.536.000.750.002	SUPPLIES - FUEL	500.00	0.00	0.00	500.00	0.00	492.08
597.536.000.750.003	SUPPLIES - TOOLS & SMALL EQUIPMENT	3,000.00	0.00	0.00	3,000.00	0.00	1,935.05
597.536.000.801.000	PROFESSIONAL & CONTRACTED SERVICES	15,000.00	0.00	0.00	15,000.00	0.00	14,100.95
597.536.000.801.000.8001	PROF & CONT SVS - WELLHEAD PROTECTION	12,500.00	0.00	0.00	12,500.00	0.00	12,250.00
597.536.000.801.001	CONTRACT SVS - ALMA WATER DEPT PERSON	379,100.00	0.00	0.00	379,100.00	0.00	315,377.49
597.536.000.801.002	CONTRACTED SVS - PW PERSONNEL	14,640.00	0.00	0.00	14,640.00	0.00	12,526.53
597.536.000.850.000	TECHNOLOGY AND COMMUNICATIONS	2,625.00	0.00	0.00	2,625.00	0.00	1,300.87
597.536.000.920.000	UTILITIES	224,700.00	0.00	0.00	224,700.00	0.00	242,829.79
597.536.000.930.000	REPAIRS & MAINTENANCE	30,000.00	0.00	0.00	30,000.00	0.00	7,947.03
597.536.000.943.000	EQUIPMENT RENTAL	15,225.00	0.00	0.00	15,225.00	0.00	3,813.70
597.536.000.955.000	INSURANCE & BONDS	12,100.00	0.00	0.00	12,100.00	0.00	8,085.00
Total Dept 536.000 - WATER SYSTEM OPERATIONS & MAINTENANCE		1,149,112.00	0.00	0.00	1,149,112.00	0.00	901,398.77
Dept 536.599 - WATER SYSTEM ADMINISTRATION							
597.536.599.750.000	ADMIN SUPPLIES/POSTAGE/COPIES	500.00	0.00	0.00	500.00	0.00	370.26
597.536.599.801.000	PROFESSIONAL & CONTRACTED SERVICES	10,105.00	0.00	0.00	10,105.00	0.00	6,656.00
597.536.599.801.003	CONTRACT SVS - ALMA ENGINEERING	550.00	0.00	0.00	550.00	0.00	290.15
597.536.599.801.005	CONTRACT SVS - ST LOUIS ADMIN PERSONN	31,080.00	0.00	0.00	31,080.00	0.00	6,130.75
597.536.599.801.006	CONTRACT SVS - ST LOUIS ACCOUNTING AL	14,210.00	1,184.17	1,184.17	13,025.83	8.33	13,533.00
Total Dept 536.599 - WATER SYSTEM ADMINISTRATION		56,445.00	1,184.17	1,184.17	55,260.83	2.10	26,980.16
Dept 536.904 - DEPRECIATION							
597.536.904.968.000	DEPRECIATION EXPENSE	925,000.00	0.00	0.00	925,000.00	0.00	0.00
Total Dept 536.904 - DEPRECIATION		925,000.00	0.00	0.00	925,000.00	0.00	0.00

PERIOD ENDING 07/31/2023

GRATIOT AREA WATER AUTHORITY  
MONTHLY STATEMENTS ARE CASH BASIS

GL NUMBER	DESCRIPTION	2023-24 AMENDED BUDGET	YTD BALANCE 07/31/2023	ACTIVITY FOR MONTH 07/31/23	AVAILABLE BALANCE	% BDGT USED	END BALANCE 06/30/2023
Fund 597 - GRATIOT AREA WATER AUTHORITY							
Expenditures							
Dept 901.000 - CAPITAL OUTLAY							
597.901.000.977.000	EQUIPMENT & CAPITAL PURCHASES	563,500.00	0.00	0.00	563,500.00	0.00	0.00
Total Dept 901.000 - CAPITAL OUTLAY		563,500.00	0.00	0.00	563,500.00	0.00	0.00
TOTAL EXPENDITURES		2,694,057.00	1,184.17	1,184.17	2,692,872.83	0.04	928,378.93
Fund 597 - GRATIOT AREA WATER AUTHORITY:							
TOTAL REVENUES		4,914,540.00	0.00	0.00	4,914,540.00	0.00	1,831,880.69
TOTAL EXPENDITURES		2,694,057.00	1,184.17	1,184.17	2,692,872.83	0.04	928,378.93
NET OF REVENUES & EXPENDITURES		2,220,483.00	(1,184.17)	(1,184.17)	2,221,667.17	0.05	903,501.76

Note: Most July transactions are for June services, and have been recognized in the 6/30/2023 accounting period. Other year end balance adjustments have not yet been made so 6/30/2023 is a mix of cash and accrual transactions on this report and have not been fully converted to accrual accounting for the audit presentation.

CHECK DISBURSEMENT REPORT FOR CITY OF ST LOUIS  
 CHECK DATE FROM 07/01/2023 - 07/31/2023  
 Banks: 0597

Check Date	Bank	Check #	Invoice	Payee	Description	GL #	Amount	
07/13/2023	0597	3123	23-0002919	CITY OF ST LOUIS	POSTAGE REIMBURSEMENT 04/28/23-06/2	597.536.599.750.000	58.08	
		3123	23-0002906		ACCOUNT PROCESSING FEE- JULY 2023	597.536.599.801.006	1,184.17	
							1,242.25	
07/13/2023	0597	3124	601013329618	CONSUMERS ENERGY	ENERGY CHARGES- ELETRIC- 915 RIVERV	597.536.000.920.000	3,118.02	
		3124	203321765672		ENERGY CHARGES- GAS- 915 RIVERVIEW	597.536.000.920.000	16.00	
		3124	201452953888		ENERGY CHARGES- GAS- 5098 N LUCE RD	597.536.000.920.000	16.00	
		3124	206791991479		ENERGY CHARGES- GAS- 110 N LINCOLN	597.536.000.920.000	16.00	
		3124	203499756400		ENERGY CHARGES- ELECTRIC-WELL 1-	11597.536.000.920.000	1,582.31	
		3124	203321767488		ENERGY CHARGES- ELECTRIC- 1869 W CH	597.536.000.920.000	390.35	
		3124	202698823639		ENERGY CHARGES- ELECTRIC- 2075 MICH	597.536.000.920.000	271.93	
		3124	206969805770		ENERGY CHARGES- ELECTRIC- 200 N LIN	597.536.000.920.000	10,734.18	
		3124	203677764116		ENERGY CHARGES- ELECTRIC- 4613 W VA	597.536.000.920.000	2,284.88	
							18,429.67	
07/13/2023	0597	3125	WW043317	FERGUSON ENTERPRISES LLC	TOTAL CHLORINE REAGENT	597.536.000.750.000	452.90	
07/13/2023	0597	3126	9742106637	GRAINGER INC	EYE WASH PRESERVATIVE X 5	597.536.000.750.000	32.35	
07/13/2023	0597	3127	475699	HAVILAND PRODUCTS	TECHNICAL GRADE LIQUID SULFURIC ACI	597.536.000.750.001	1,343.20	
07/13/2023	0597	3128	0098163-IN	LIBERTY PROCESS EQUIPMENTS	MONO PUMP STATOR	597.536.000.930.000	698.35	
07/13/2023	0597	3129	133020824	SUMMIT COMPANIES	FIRE EXTINGUISHER TESTING, SERVICE	597.536.000.801.000	645.75	
07/27/2023	0597	3130	A514291	ALMA BOLT COMPANY	SAW WHEELS/ GRINDING WHEELS	597.536.000.750.003	56.88	
07/27/2023	0597	3131	94846870	CARMEUSE	WATER GRADE MESH- 1/2 X #10	597.536.000.750.001	12,778.71	
07/27/2023	0597	3132	44940	CEC CONTROLS COMPANY	ALARM TESTING	597.536.000.801.000	575.00	
07/27/2023	0597	3133	23-0002956	CITY OF ST LOUIS	GAWA ACCOUNT PROCESSING- AUGUST 202	597.536.599.801.006	1,184.17	
07/27/2023	0597	3134	206347208457	CONSUMERS ENERGY	ENERGY CHARGES- ELECTRIC- 4613 W VA	597.536.000.920.000	215.00	
07/27/2023	0597	3135	WW043176	FERGUSON ENTERPRISES LLC	HARDNESS BUFFER SOLUTION/ EDTA TITR	597.536.000.750.000	365.10	
07/27/2023	0597	3136	9757818605	GRAINGER INC	PIPE HANDLE/STRAP WRENCH/HEX PIPE W	597.536.000.750.003	365.19	
07/27/2023	0597	3137	871085610	KONE CHICAGO	WATER PLANT MAINTENANCE PERIOD 07/0	597.536.000.801.000	181.35	
07/27/2023	0597	3138	489344	NORTH CENTRAL LABORATORIES	BROMCRESOL GREEN-METHYL RED INDICAT	597.536.000.750.000	147.17	
TOTAL - ALL FUNDS							TOTAL OF 16 CHECKS	38,713.04

--- GL TOTALS ---

597.536.000.750.000	MATERIALS & SUPPLIES	997.52
597.536.000.750.001	SUPPLIES - CHEMICALS	14,121.91
597.536.000.750.003	SUPPLIES - TOOLS & SMALL EQUIPMENT	422.07
597.536.000.801.000	PROFESSIONAL & CONTRACTED SERVICES	1,402.10

CHECK DISBURSEMENT REPORT FOR CITY OF ST LOUIS

CHECK DATE FROM 07/01/2023 - 07/31/2023

Banks: 0597

Check Date	Bank	Check #	Invoice	Payee	Description	GL #	Amount
597.536.000.920.000				UTILITIES			18,644.67
597.536.000.930.000				REPAIRS & MAINTENANCE			698.35
597.536.599.750.000				ADMIN SUPPLIES/POSTAGE/COPIES			58.08
597.536.599.801.006				CONTRACT SVS - ST LOUIS ACCOUNTING			2,368.34
				TOTAL			38,713.04

08/07/2023 03:32 PM  
User: BOBBIE  
DB: St Louis

CHECK REGISTER FOR CITY OF ST LOUIS  
CHECK DATE FROM 07/01/2023 - 07/31/2023  
GRATIOT AREA WATER AUTHORITY

Page: 1/1

Check Date	Bank	Check	Vendor	Vendor Name	Amount
Bank 0597 GAWA CHECKING					
07/13/2023	0597	3123	00256	CITY OF ST LOUIS	1,242.25
07/13/2023	0597	3124	00287	CONSUMERS ENERGY	18,429.67
07/13/2023	0597	3125	05130	FERGUSON ENTERPRISES LLC #3326	452.90
07/13/2023	0597	3126	01227	GRAINGER INC	32.35
07/13/2023	0597	3127	04556	HAVILAND PRODUCTS	1,343.20
07/13/2023	0597	3128	04800	LIBERTY PROCESS EQUIPMENT	698.35
07/13/2023	0597	3129	04454	SUMMIT COMPANIES	645.75
07/27/2023	0597	3130	04657	ALMA BOLT COMPANY	56.88
07/27/2023	0597	3131	04656	CARMEUSE	12,778.71
07/27/2023	0597	3132	04825	CEC CONTROLS COMPANY	575.00
07/27/2023	0597	3133	00256	CITY OF ST LOUIS	1,184.17
07/27/2023	0597	3134	00287	CONSUMERS ENERGY	215.00
07/27/2023	0597	3135	05130	FERGUSON ENTERPRISES LLC #3326	365.10
07/27/2023	0597	3136	01227	GRAINGER INC	365.19
07/27/2023	0597	3137	04856	KONE CHICAGO	181.35
07/27/2023	0597	3138	04946	NORTH CENTRAL LABORATORIES	147.17

0597 TOTALS:

Total of 16 Checks:	38,713.04
Less 0 Void Checks:	0.00
Total of 16 Disbursements:	38,713.04