



**REGULAR MEETING**  
**May 13, 2022 at 12:00 p.m.**

**AGENDA**

- 1. Call to Order**
- 2. Roll Call**
- 3. Approval of Agenda**
- 4. Approval of Minutes**
  - [A.](#) Minutes April 8, 2022, Meeting
  
- 5. Communications**
- 6. Requests for Payment**
- 7. Requests for Purchase**
- 8. Recommendations on Bids**
- 9. New Business**
- 10. Unfinished Business**
- 11. Reports**
  - [A.](#) Water Production Report
  - [B.](#) Financial Statements through April 30, 2021
  - [C.](#) SLWSR Construction Update
  
- 12. Appropriations**
  - [A.](#) Approval and Ratification of Claims & Accounts
  
- 13. Public Comment**
- 14. Adjournment**

A regular meeting of the Gratiot Area Water Authority was held at the Alma Public Library and called to order at 12:01 p.m. by Chairman Kurt Giles. A quorum of the Authority Board was present.

*Roll Call*

Authority Board members present: Kurt Giles, Aeric Ripley, Roxann Harrington, Bill Leonard, Tom Reed, and Jim Wheeler.

Authority Board members absent:

Others present: Dave Ringle, Keith Risdon, and Doug Sierakowski.

*Approval of Agenda*

**Motion by Authority Member Reed, seconded by Authority Member Harrington, to approve the Agenda. Motion carried with a roll call vote.**

**Aye: Giles, Ripley, Harrington, Leonard, Reed, and Wheeler.**

**Nay: none.**

*Approval of Minutes*

**Motion by Authority Member Wheeler, seconded by Authority Member Leonard, to approve the minutes of February 11, 2022, as presented. Motion carried with a voice vote.**

**Aye: Giles, Ripley, Harrington, Leonard, Reed, and Wheeler.**

**Nay: none.**

*Communications*

*Requests for Payment & Purchase*

*Recommendations on Bids*

*New Business*

**Resolution 2022-0001**

GRATIOT AREA WATER AUTHORITY  
2022-2023 Operating Budget

Minutes of the regular meeting of the Gratiot Area Water Authority Board (GAWA Board) held at the City of Alma Library, 500 E. Superior Street, Alma, Michigan held on the 8<sup>th</sup> day of April 2022, at 12:00 noon.

Present: Kurt Giles, Aeric Ripley, Roxann Harrington, Bill Leonard, Tom Reed, and Jim Wheeler

Absent: none.

The following preamble and resolution were offered by Member Wheeler and seconded by Member Harrington.

**WHEREAS**, in accordance with the Gratiot Area Water Authority Articles of Incorporation, ARTICLE XI.C., the Board shall, prior to March 1 of each year, prepare, adopt and file with the legislative bodies of the Constituent Municipalities, an annual budget for the next fiscal year covering the proposed expenditures to be made for the organization and operation of the Authority, and

**WHEREAS**, the Finance Committee has submitted and filed with the Gratiot Area Water Authority Board (Board) a proposed estimate of revenues and operating expenses for 2022-23 fiscal year on April 8, 2022. Lateness of this budget being due to extenuating circumstances of time constraints and workload of available respective staff.

**NOW, THEREFORE, BE IT RESOLVED**, the Board does hereby adopt the operating budget as presented and attached Said Total Operating Expenses being \$987,982, with total expenses including depreciation expected to be \$1,837,982.

Ayes: Giles, Ripley, Harrington, Leonard, Reed, and Wheeler  
Nays: none.  
Absent: none.

**Resolution declared adopted this 8<sup>th</sup> day of April 2022.**

Chairman Giles reviewed the proposed Operating Budget for FY 2022-2023. Dave Ringle, Director of Public Services, said that he would like to add \$200,000 to the budget for security upgrades for doors, card readers for entrance into the building and inside, and cameras. Glass doors would be replaced with tamper resistant glass. Eventually he would like cameras added to the well houses also.

**Motion by Authority Member Wheeler, seconded by Authority Member Harrington, to approve the Operating Budget for 2022-2023. Motion carried with a roll call vote.**

**Aye: Giles, Ripley, Harrington, Leonard, Reed, and Wheeler**  
**Nay: none.**

### **Resolution 2022-0002**

GRATIOT AREA WATER AUTHORITY  
Wholesale Water Rate Change

Minutes of a Regular meeting of the Gratiot Area Water Authority held at the City of Alma Meeting Room, 525 E Superior St. Alma, County of Gratiot, Michigan held on the 8th day of April 2022, at 12:00 noon.

Present: Kurt Giles, Aeric Ripley, Roxann Harrington, Bill Leonard, Tom Reed, and Jim Wheeler  
Absent: none.

The following preamble and resolution were offered by Member Wheeler and supported by Member Reed.

**WHEREAS**, the Gratiot Area Water Authority has determined that all operational costs will be covered by rates each year and as much of depreciation shall be funded as possible without causing an unreasonable increase in fees.

**WHEREAS**, the Gratiot Area Water Authority has tasked its Finance Committee to recommend a rate reflective of such desires, and such committee has offered a recommendation of increase.

**NOW THEREFORE IT BE RESOLVED**, the Gratiot Area Water Authority Board of Directors will set the wholesale water rates to the cities of Alma and St. Louis at \$3.12 per thousand-gallon unit, effective with service beginning July 1, 2022.

Ayes: Giles, Ripley, Harrington, Leonard, Reed, and Wheeler  
Nays: none.  
Absent: none.

**Resolution declared adopted this 8th day of April 2022.**

Chairman Giles reviewed the Wholesale Water Rate Change for FY 2022-2023. Wholesale water rates will be increased from \$2.97 to \$3.12 per month. Water rates have been capped at 5%.

**Motion by Authority Member Wheeler, seconded by Authority Member Reed, to approve the Wholesale Water Rate Change for 2022-2023. Motion carried with a roll call vote.**

**Aye: Giles, Ripley, Harrington, Leonard, Reed, and Wheeler**  
**Nay: none.**

*Unfinished Business*

*Reports*

Chairman Giles reviewed the Water Production Report for March. Authority Member Wheeler asked if they had found why there was such an increase in water production last month for St. Louis. Chairman Giles mentioned the over usage was coming from the Central Michigan Correctional Facility. The leak was found through retail metering and has been contained. Authority Member Wheeler asked if there was any way to monitor the flow of water to prevent this situation from happening again. Dave Ringle commented that smart meters will help monitor and will send an alert but, not everyone has the smart meters yet.

Chairman Giles reviewed the Financial Statements through March 31, 2022. No comments or suggestions were offered.

Chairman Giles offered an update on the SLWSR project. Approval from St. Louis was given to Isabella Corporation, who had the lowest bid, to proceed with the project. Keith Risdon, Public Services Director for St. Louis mentioned the bids for demolishing abandoned well houses will go out for later this month.

**Motion by Board Member Reed, seconded by Board Member Wheeler, to receive the March Water Production Report, March Financial Statements, and SLWSR Construction Update. Motion carried with a voice vote.**

**Aye: Giles, Ripley, Harrington, Leonard, Reed, Wheeler.**  
**Nay: none.**

*Appropriations*

**Motion by Board Member Harrington, seconded by Board Member Reed, to approve and ratify the claims and accounts for March 2022 in the amount of \$77,480.65. Motion carried with a voice vote.**

**Aye: Giles, Ripley, Harrington, Leonard, Reed, and Wheeler.**  
**Nay: none.**

*Public Comment*

*Adjournment*

**Motion by Board Member Wheeler, seconded by Board Member Leonard, to adjourn the meeting. Chairman Giles adjourned the meeting at 12:26 p.m.**

---

Kim Fellows, Recording Secretary

---

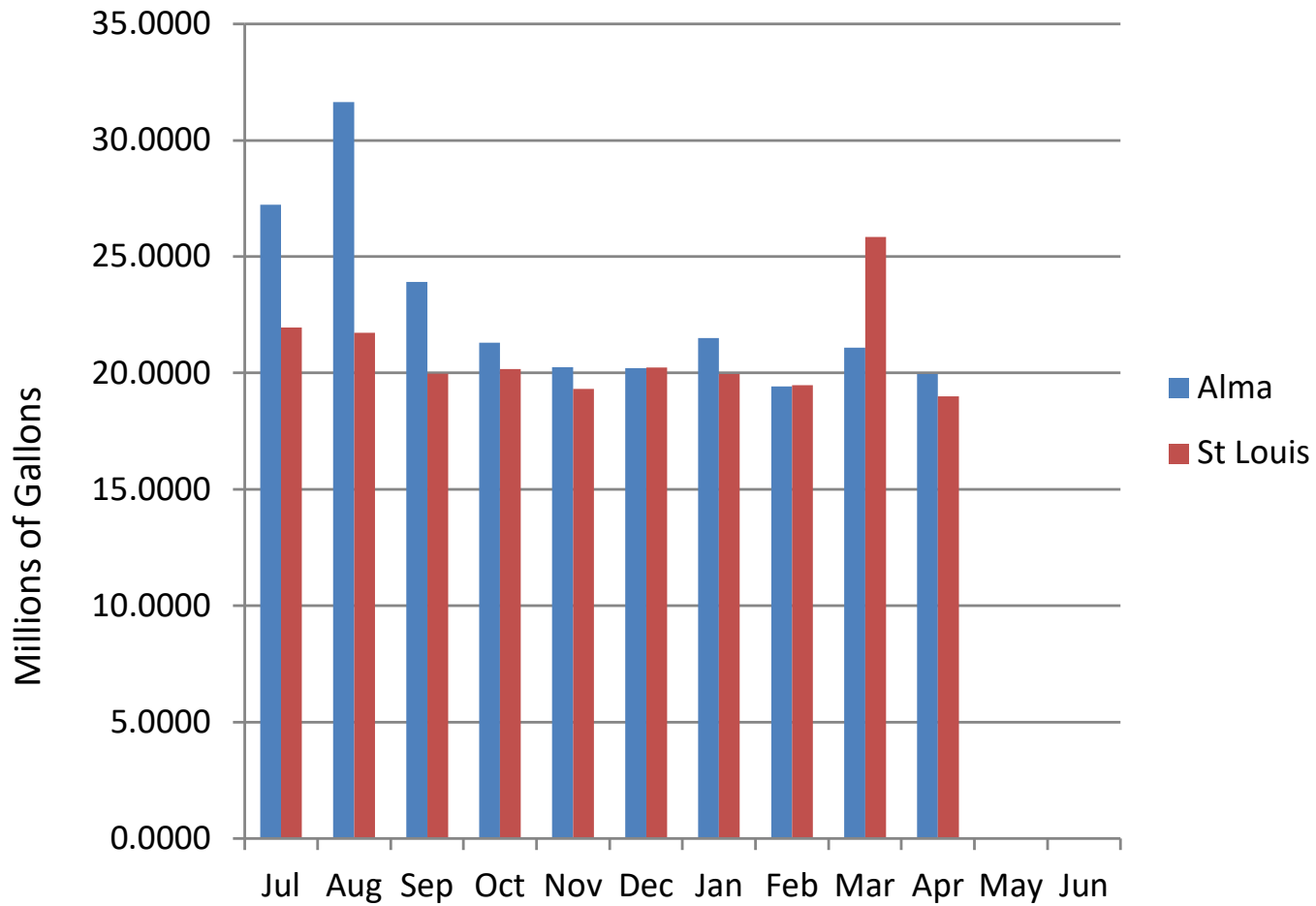
Date of Approval

DRAFT

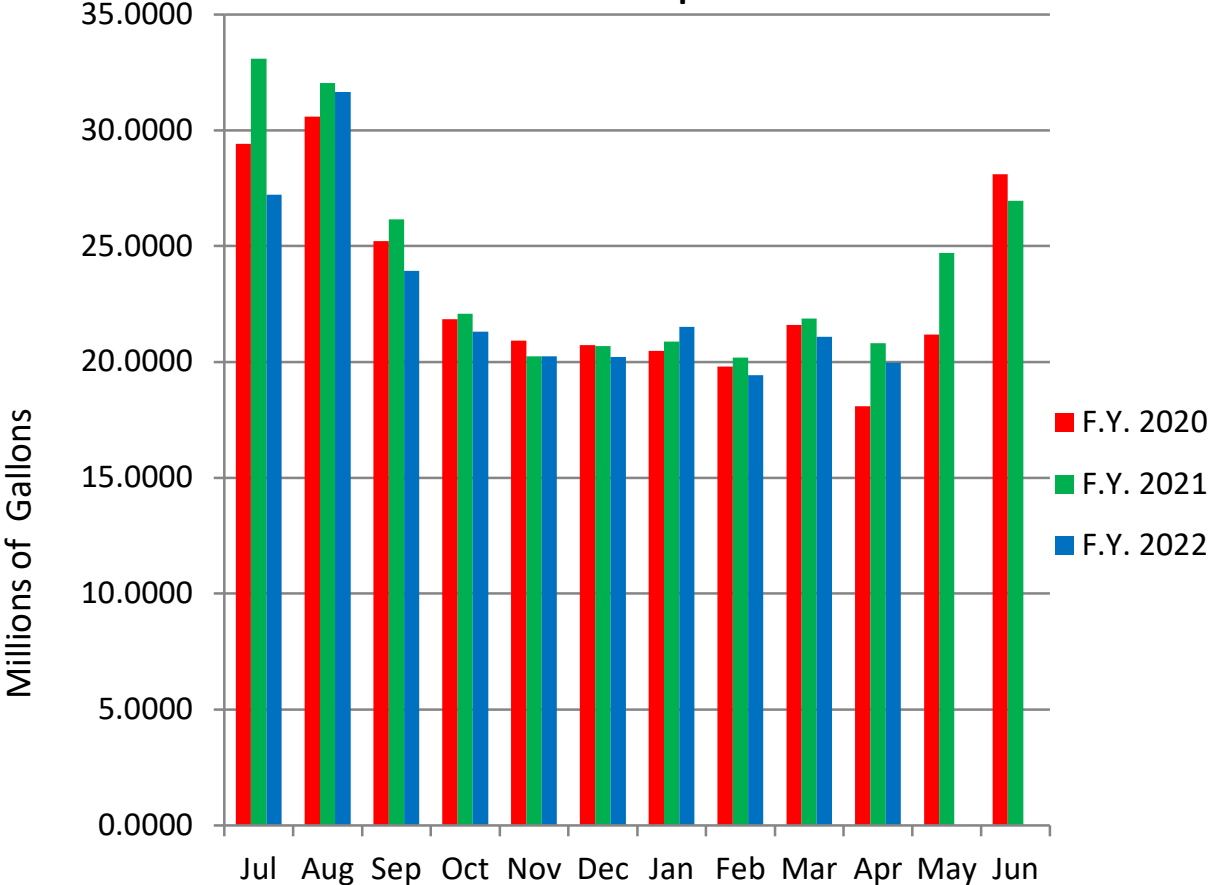
**GAWA Water Production/Consumption Records - F.Y. 2022**

	Water Authority Plant Production			St. Louis Water Consumption			Alma Water Consumption
	Water Pumpage (MG)	Internal Consumption (MG)	Water Production (MG)	Meter No. 1 (MG) Cheesman	Meter No. 2 (MG) Michigan	Total Consumption (MG)	Total Consumption (MG)
<b>Jul</b>	51.713	2.534	49.179500	11.9703	9.9833	21.9536	27.2259
<b>Aug</b>	55.892	2.526	53.366300	11.7381	9.9867	21.7248	31.6415
<b>Sep</b>	46.085	2.191	43.893300	10.4337	9.5335	19.9672	23.9261
<b>Oct</b>	43.353	1.887	41.465600	11.2433	8.9265	20.1698	21.2958
<b>Nov</b>	41.695	2.135	39.559900	9.6543	9.6610	19.3153	20.2446
<b>Dec</b>	42.801	2.355	40.446100	10.8868	9.3527	20.2395	20.2066
<b>Jan</b>	43.668	2.204	41.464700	10.9630	8.9955	19.9585	21.5062
<b>Feb</b>	41.017	2.106	38.911100	9.5630	9.9185	19.4815	19.4296
<b>Mar</b>	49.601	2.670	46.931300	12.0100	13.8264	25.8364	21.0949
<b>Apr</b>	40.941	1.978	38.963200	8.7479	10.2562	19.0041	19.9591
<b>May</b>		0.000				0.0000	0.0000
<b>Jun</b>		0.000				0.0000	0.0000
<b>Total Year to Date</b>	456.765	22.584	434.181000	107.2104	100.4403	207.6507	226.5303
<b>Avg. Monthly (MG)</b>		43.42			20.765		22.653
<b>Percent of Consumption</b>		100.00%			47.83%		52.17%

### Alma-St. Louis Monthly Water Consumption

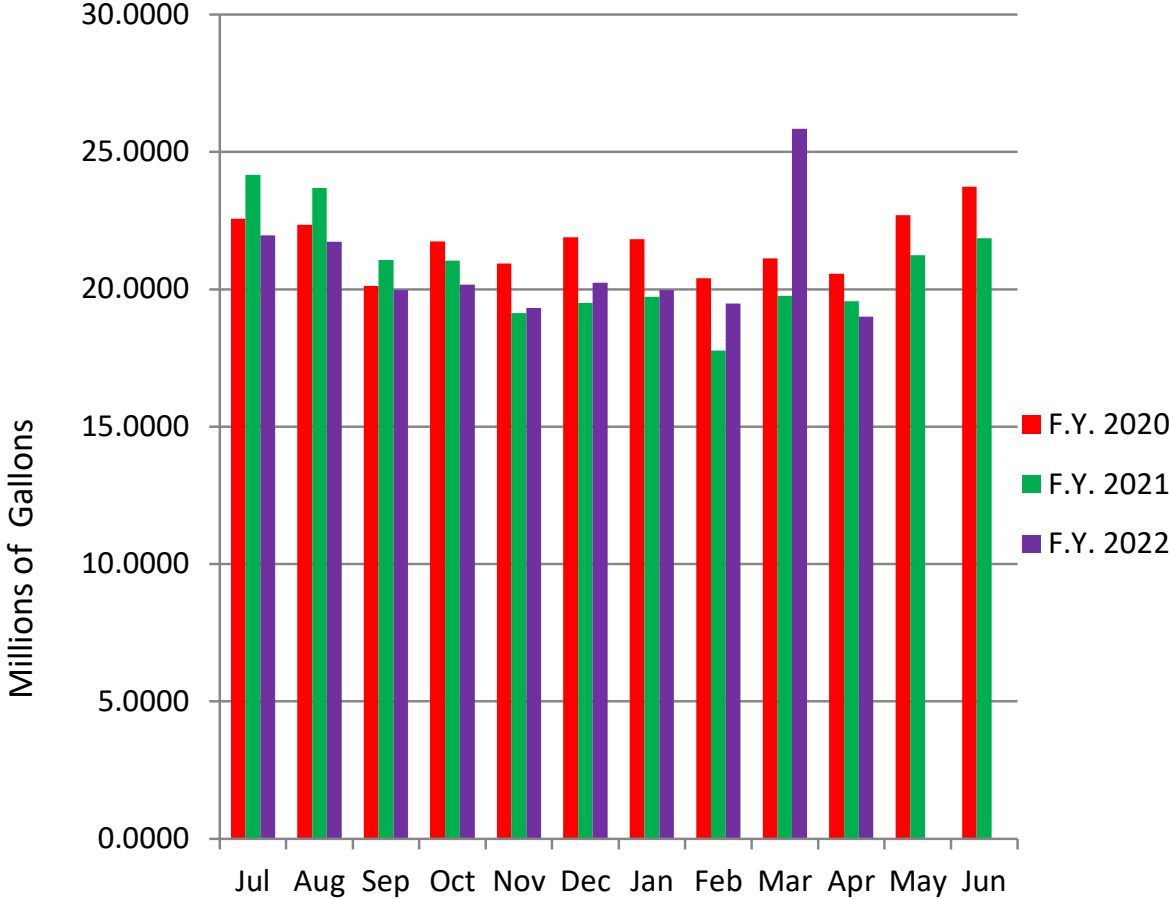


### City of Alma Water Consumption





### City of St. Louis Water Consumption



Fund 597 GRATIOT AREA WATER AUTHORITY

GL Number	Description	PERIOD ENDED 04/30/2021	PERIOD ENDED 04/30/2022
*** Assets ***			
ASSETS			
597.000.000.001.001	GAWA OPERATING CASH - (COM)	381,341.28	436,109.02
597.000.000.040.001	MISC ACCOUNTS RECEIVABLE - MR/YE	236,904.20	77,624.11
597.000.000.110.000	INVENTORY	11,897.65	17,311.26
597.000.000.194.000	ADVANCE TO ALMA	40,000.00	40,000.00
ASSETS		670,143.13	571,044.39
REPLACEMENT RESERVES			
597.000.000.002.000	GAWA - SAVINGS COMMERCIAL BANK	678,354.11	658,354.11
597.000.000.017.000	INVESTMENT MICLASS	1,872,130.27	2,373,358.36
REPLACEMENT RESERVES		2,550,484.38	3,031,712.47
FIXED ASSETS			
597.000.000.130.000	LAND	280,175.87	280,175.87
597.000.000.132.000	LAND IMPROVEMENTS	647,635.74	647,635.74
597.000.000.133.000	ACCUM. DEPR. - LAND IMPROVEMENTS	(81,084.74)	(116,821.67)
597.000.000.136.000	BUILDINGS + ADDITIONS/IMPROVEMENTS	15,457,292.05	15,476,983.65
597.000.000.137.000	ACCMU DEPRECIATION - BUILDING	(2,997,636.48)	(3,445,815.16)
597.000.000.140.000	MACHINERY & EQUIPMENT	3,025,256.89	3,214,678.25
597.000.000.141.000	ACCUM DEPREC - MACHINERY & EQUIPMENT	(1,551,623.73)	(1,760,590.54)
597.000.000.152.000	WATER SYSTEM	2,688,951.95	6,621,170.16
597.000.000.153.000	ACCUM DEPR - WATER SYSTEM	(526,695.07)	(692,224.34)
597.000.000.158.000	CONSTRUCTION IN PROGRESS	5,157.60	5,350.00
FIXED ASSETS		16,947,430.08	20,230,541.96
<b>Total Assets</b>		<b>20,168,057.59</b>	<b>23,833,298.82</b>
*** Liabilities ***			
LIABILITIES			
597.000.000.202.000	ACCOUNTS PAYABLE	173,952.50	(4,019.03)
LIABILITIES		173,952.50	(4,019.03)
<b>Total Liabilities</b>		<b>173,952.50</b>	<b>(4,019.03)</b>
*** Fund Balance ***			
RETAINED EARNINGS			
597.000.000.399.000	NET POSITION- UNRESTRICTED	19,410,509.71	23,260,417.52
RETAINED EARNINGS		19,410,509.71	23,260,417.52
<b>Total Fund Balance</b>		<b>19,410,509.71</b>	<b>23,260,417.52</b>
<b>Beginning Fund Balance</b>		<b>19,410,509.71</b>	<b>23,260,417.52</b>
<b>Net of Revenues VS Expenditures</b>		<b>583,595.38</b>	<b>576,900.33</b>
<b>Ending Fund Balance</b>		<b>19,410,509.71</b>	<b>23,260,417.52</b>
<b>Total Liabilities And Fund Balance</b>		<b>20,168,057.59</b>	<b>23,833,298.82</b>

PERIOD ENDING 04/30/2022

GL NUMBER	DESCRIPTION	2021-22 AMENDED BUDGET	YTD BALANCE 04/30/2022	ACTIVITY FOR MONTH 04/30/22	AVAILABLE BALANCE	% BDGT USED	END BALANCE 06/30/2021
Fund 597 - GRATIOT AREA WATER AUTHORITY							
Revenues							
Dept 536.000 - WATER SYSTEM OPERATIONS & MAINTENANCE							
597.536.000.626.000	CHARGES FOR SERVICES- TESTING FEES	15,000.00	12,570.00	30.00	2,430.00	83.80	18,960.00
597.536.000.642.000	BULK WATER SALES	1,612,710.00	1,173,796.88	0.00	438,913.12	72.78	1,528,522.35
597.536.000.642.001	NONMETERED WATER SALES	6,000.00	6,190.15	0.00	(190.15)	103.17	6,540.00
597.536.000.665.000	INTEREST REVENUE	5,000.00	1,739.55	0.00	3,260.45	34.79	2,888.60
597.536.000.684.000	MISCELLANEOUS REVENUE	0.00	35.00	0.00	(35.00)	100.00	6,407.08
Total Dept 536.000 - WATER SYSTEM OPERATIONS & MAINTENANCE		1,638,710.00	1,194,331.58	30.00	444,378.42	72.88	1,563,318.03
Dept 998.000 - EQUITY TRANSFER							
597.998.000.581.000	MEMBER CONTRIBUTIONS - CAPITAL	0.00	0.00	0.00	0.00	0.00	3,932,218.21
Total Dept 998.000 - EQUITY TRANSFER		0.00	0.00	0.00	0.00	0.00	3,932,218.21
TOTAL REVENUES		1,638,710.00	1,194,331.58	30.00	444,378.42	72.88	5,495,536.24
Expenditures							
Dept 536.000 - WATER SYSTEM OPERATIONS & MAINTENANCE							
597.536.000.750.000	MATERIALS & SUPPLIES	28,000.00	19,419.39	1,762.74	8,580.61	69.35	34,239.94
597.536.000.750.001	SUPPLIES - CHEMICALS	197,000.00	127,527.51	23,804.15	69,472.49	64.73	140,608.51
597.536.000.750.002	SUPPLIES - FUEL	2,200.00	0.00	0.00	2,200.00	0.00	306.43
597.536.000.750.003	SUPPLIES - TOOLS & SMALL EQUIPMENT	3,000.00	281.07	164.21	2,718.93	9.37	1,240.77
597.536.000.801.000	PROFESSIONAL & CONTRACTED SERVICES	16,500.00	19,991.81	20.00	(3,491.81)	121.16	21,378.56
597.536.000.801.001	CONTRACT SVS - ALMA WATER DEPT PERSONN	345,473.00	227,282.77	28,762.37	118,190.23	65.79	324,785.53
597.536.000.801.002	CONTRACTED SVS - PW PERSONNEL	11,514.00	6,991.00	343.00	4,523.00	60.72	5,512.50
597.536.000.850.000	TECHNOLOGY AND COMMUNICATIONS	3,000.00	732.87	0.00	2,267.13	24.43	2,578.44
597.536.000.920.000	UTILITIES	207,900.00	165,489.15	21,356.02	42,410.85	79.60	214,949.74
597.536.000.930.000	REPAIRS & MAINTENANCE	0.00	0.00	0.00	0.00	0.00	1,175.30
597.536.000.943.000	EQUIPMENT RENTAL	13,700.00	8,878.50	389.82	4,821.50	64.81	6,584.90
597.536.000.955.000	PROPERTY AND LIABILITY INSURANCE	9,500.00	10,181.00	0.00	(681.00)	107.17	8,150.63
Total Dept 536.000 - WATER SYSTEM OPERATIONS & MAINTENANCE		837,787.00	586,775.07	76,602.31	251,011.93	70.04	761,511.25
Dept 536.599 - SYSTEM ADMINISTRATION							
597.536.599.750.000	ADMIN SUPPLIES/POSTAGE/COPIES	500.00	407.66	0.00	92.34	81.53	436.88
597.536.599.801.000	PROFESSIONAL & CONTRACTED SERVICES	9,500.00	6,369.71	0.00	3,130.29	67.05	6,000.00
597.536.599.801.003	CONTRACT SVS - ALMA ENGINEERING	23,760.00	289.74	41.45	23,470.26	1.22	492.48
597.536.599.801.004	CONTRACT SVS - ALMA ACCOUNTING ALLOCA'	0.00	0.00	0.00	0.00	0.00	0.00
597.536.599.801.005	CONTRACT SVS - ST LOUIS ADMIN PERSONN	29,600.00	0.00	0.00	29,600.00	0.00	6,206.13
597.536.599.801.006	CONTRACT SVS - ST LOUIS ACCOUNTING AL	12,995.00	10,736.90	1,073.69	2,258.10	82.62	12,570.00
Total Dept 536.599 - SYSTEM ADMINISTRATION		76,355.00	17,804.01	1,115.14	58,550.99	23.32	25,705.49
Dept 536.904 - DEPRECIATION							
597.536.904.968.000	DEPRECIATION EXPENSE	772,943.00	0.00	0.00	772,943.00	0.00	858,411.69
Total Dept 536.904 - DEPRECIATION		772,943.00	0.00	0.00	772,943.00	0.00	858,411.69
Dept 901.000							
597.901.000.977.000	EQUIPMENT & CAPITAL PURCHASES	85,000.00	12,852.17	0.00	72,147.83	15.12	209,305.36

REVENUE AND EXPENDITURE REPORT FOR CITY OF ST. LOUIS

PERIOD ENDING 04/30/2022

GL NUMBER	DESCRIPTION	2021-22 AMENDED BUDGET	YTD BALANCE 04/30/2022	ACTIVITY FOR MONTH 04/30/22	AVAILABLE BALANCE	% BDGT USED	END BALANCE 06/30/2021
Fund 597 - GRATIOT AREA WATER AUTHORITY							
Expenditures							
597.901.000.989.000	CONTRA - CAPITAL ACCOUNTS - MOVE TO B.	0.00	0.00	0.00	0.00	0.00	(209,305.36)
Total Dept 901.000		85,000.00	12,852.17	0.00	72,147.83	15.12	0.00
TOTAL EXPENDITURES		1,772,085.00	617,431.25	77,717.45	1,154,653.75	34.84	1,645,628.43
Fund 597 - GRATIOT AREA WATER AUTHORITY:							
TOTAL REVENUES		1,638,710.00	1,194,331.58	30.00	444,378.42	72.88	5,495,536.24
TOTAL EXPENDITURES		1,772,085.00	617,431.25	77,717.45	1,154,653.75	34.84	1,645,628.43
NET OF REVENUES & EXPENDITURES		(133,375.00)	576,900.33	(77,687.45)	(710,275.33)	432.54	3,849,907.81

CHECK DISBURSEMENT REPORT FOR CITY OF ST LOUIS  
 CHECK DATE FROM 04/01/2022 - 04/30/2022  
 Banks: 0597

Check Date	Bank	Check #	Invoice	Payee	Description	GL #	Amount
04/04/2022	0597	2821	205990737995	CONSUMERS ENERGY	ENERGY CHARGES (ELECTRIC) 5400 N LU	597.536.000.920.000	669.20
		2821	205990737994		ENERGY CHARGES (ELECTRIC) 622 S LIN	597.536.000.920.000	1,634.00
							2,303.20
04/14/2022	0597	2822	375064	A LOT A CLEAN	WINDOW CLEANING	597.536.000.801.000	20.00
04/14/2022	0597	2823	A434744	ABC FASTENER GROUP, INC.	DRILL/BOLTS	597.536.000.750.000	20.93
		2823	A439901		WASHERS/NUTS	597.536.000.750.000	56.31
		2823	A434744		DRILL/BOLTS	597.536.000.750.003	58.42
							135.66
04/14/2022	0597	2824	C323718	ALMA HARDWARE	PAINT BRUSHES/BRUSH CLEANER	597.536.000.750.000	25.37
		2824	C323654		ORG ENAMEL	597.536.000.750.000	5.99
							31.36
04/14/2022	0597	2825	22-0002251	CITY OF ST LOUIS	GAWA ACCOUNT PROCESSING APRIL 2022	597.536.599.801.006	1,073.69
04/14/2022	0597	2826	201808221860	CONSUMERS ENERGY	ENERGY CHARGES 200 N LINCOLN (GAS)	597.536.000.920.000	2,400.32
		2826	201808221859		ENERGY CHARGES 101 N LINCOLN (ELECT)	597.536.000.920.000	118.47
		2826	601012895153		ENERGY CHARGES (ELECTRIC) 110 N LIN	597.536.000.920.000	760.55
		2826	201541		ENERGY CHARGES 915 RIVERVIEW (GAS)	597.536.000.920.000	42.09
		2826	205545835598		ENERGY CHARGES 2075 MICHIGAN AVE (E)	597.536.000.920.000	772.94
		2826	204033014453		ENERGY CHARGES 1869 W CHEESMAN (ELE)	597.536.000.920.000	773.46
		2826	202431182258		ENERGY CHARGES (GAS) 110 N LINCOLN	597.536.000.920.000	95.57
		2826	206969203692		ENERGY CHARGES (ELECTRIC) 915 RIVER	597.536.000.920.000	1,377.92
		2826	207146629068		ENERGY CHARGES (ELECTRIC) 200 N LINC	597.536.000.920.000	9,383.39
		2826	205100887395		ENERGY CHARGES (ELECTRIC) 4613 W VA	597.536.000.920.000	746.61
		2826	205367875512		ENERGY CHARGES 4613 W VANBUREN 03/1	597.536.000.920.000	1,328.87
							17,800.19
04/14/2022	0597	2827	9147-1	SHERWIN WILLIAMS COMPANY PAINT		597.536.000.750.000	47.78
04/14/2022	0597	2828	921049	USA BLUE BOOK	TITRANT/ELECTRODE STORAGE SOLUTION/	597.536.000.750.000	281.91
		2828	924256		TRACEABLE CONDUCTIVITY STAND	597.536.000.750.000	61.92
		2828	925585		TOTAL CHLORINE REAGENT SET	597.536.000.750.000	244.10
		2828	925593		TOTAL CHOLORINE REAGENT SET/HACH SU	597.536.000.750.000	255.68
							843.61
04/14/2022	0597	2829	8807951011	VWR SCIENTIFIC INC	THERMOMETERS/GLASS BEADS	597.536.000.750.000	195.94
04/25/2022	0597	2830	22-0002290	CITY OF ST LOUIS	ST LOUIS ADMIN TIME JULY 1-DEC 31,	597.000.000.202.000	4,019.03
04/29/2022	0597	2(E)	883476	JONES CHEMICAL COMPANY	HYPROCHLORITE SOLUTION	597.536.000.750.001	7,292.80
				TOTAL - ALL FUNDS	TOTAL OF 11 CHECKS		33,763.26

Check Date	Check	Vendor Name	Amount
Bank 0597 GAWA CHECKING			
04/29/2022	2 (E)	JONES CHEMICAL COMPANY	7,292.80
04/04/2022	2821	CONSUMERS ENERGY	2,303.20
04/14/2022	2822	A LOT A CLEAN	20.00
04/14/2022	2823	ABC FASTENER GROUP, INC.	135.66
04/14/2022	2824	ALMA HARDWARE	31.36
04/14/2022	2825	CITY OF ST LOUIS	1,073.69
04/14/2022	2826	CONSUMERS ENERGY	17,800.19
04/14/2022	2827	SHERWIN WILLIAMS COMPANY	47.78
04/14/2022	2828	USA BLUE BOOK	843.61
04/14/2022	2829	VWR SCIENTIFIC INC	195.94
04/25/2022	2830	CITY OF ST LOUIS	4,019.03

0597 TOTALS:

Total of 11 Disbursements: 33,763.26