



REGULAR MEETING
February 9 at 12:00 p.m.

AGENDA

- 1. Call to Order**
- 2. Roll Call**
- 3. Approval of Agenda**
- 4. Approval of Minutes**
 - [A.](#) Minutes January 12, 2024 Meeting
- 5. Communications**
- 6. Requests for Payment**
- 7. Requests for Purchase**
- 8. Recommendations on Bids**
 - [A.](#) Consider approval of bids received for the annual chemical procurement and approval of relevant purchase requisitions.
- 9. New Business**
 - [A.](#) Water Filtration Plant Primary Clarifier Painting and Repairs
- 10. Unfinished Business**
- 11. Reports**
 - [A.](#) Water Production Report
 - [B.](#) Financial Statements through January 31, 2024
 - [C.](#) SLWSR Construction Update
- 12. Appropriations**
 - [A.](#) Approval and Ratification of Claims & Accounts
- 13. Public Comment**
- 14. Adjournment**

A regular meeting of the Gratiot Area Water Authority was held at the Alma Public Library and called to order at 12:02 p.m. by Chairman Kurt Giles. A quorum of the Authority Board was present.

Roll Call

Authority Board members present: Kurt Giles, Aeric Ripley, Bill Leonard, and Kevin Palmer.

Authority Board members absent: Roxann Harrington.

Others present: Dave Ringle.

Approval of Agenda

Motion by Authority Member Leonard, seconded by Authority Member Ripley, to approve the Agenda, as amended. Motion carried with a voice vote.

Aye: Giles, Ripley, Leonard, and Palmer.

Nay: None.

Absent: Harrington.

Approval of Minutes

Motion by Authority Member Ripley, seconded by Authority Member Leonard, to approve the minutes of November 21, 2023. Motion carried with a voice vote.

Aye: Giles, Ripley, Leonard, and Palmer.

Nay: None.

Absent: Harrington.

Election of Officers

Motion by Authority Member Ripley, seconded by Authority Member Palmer, to appoint Kurt Giles as Chairman, Aeric Ripley as Vice-Chairman, Roxann Harrington as Secretary, and Kim Fellows as Recording Secretary, close nominations, and declare that they be elected. Motion carried with a voice vote.

Aye: Giles, Ripley, Leonard, and Palmer

Nay: None.

Absent: Harrington

Communications

Requests for Payment

Requests for Purchase

New Business

Chairman Giles presented the resignation letter from Jim Wheeler.

Motion by Authority Member Ripley, seconded by Authority Member Leonard, to accept the resignation letter submitted by Authority Member Jim Wheeler. Motion carried with a voice vote.

Aye: Giles, Ripley, Leonard, and Palmer.

Nay: None.

Absent: Harrington.

Ali Barnes of Yeo & Yeo, PC presented the results of their audit of fiscal year ending June 30, 2023. Ali commented that Yeo & Yeo issued a clean audit and appreciated all the work Bobbie Marr does to complete the audit.

Motion by Authority Member Ripley, seconded by Authority Member Leonard, to receive the Yeo & Yeo audit report. Motion carried with a voice vote.

Aye: Giles, Ripley, Leonard, and Palmer.

Nay: None.

Absent: Harrington.

Unfinished Business

Chairman Giles offered discussion on the Arcada area Groundwater level monitoring proposal from Fishbeck. Brief discussion followed.

Motion by Authority Member Leonard, seconded by Authority Member Ripley, to accept the proposal from Fishbeck to extend services for groundwater elevation monitoring.

Aye: Giles, Ripley, Leonard, and Palmer.

Nay: None.

Absent: Harrington.

Reports

Chairman Giles offered discussion on the Water Production Reports. Brief discussion followed.

Chairman Giles offered discussion on the Financial Statements through December 31, 2023. Brief discussion followed.

Chairman Giles offered discussion on the email update from John Willemin of Fishbeck, Thompson, Carr & Huber regarding the SLWSR project. Brief discussion followed.

Motion by Authority Member Ripley, seconded by Authority Member Leonard, to receive the Water Production Reports, November 2023 through December 2023 Financial Statements, and SLWSR Construction Update.

Motion carried with a voice vote.

Aye: Giles, Ripley, Leonard, and Palmer.

Nay: None.

Absent: Harrington.

Appropriations

Motion by Authority Member Ripley, seconded by Authority Member Leonard, to approve and ratify the claims and accounts for November 2023 through December 2023 in the amount of \$218,052.33. Motion carried with a voice vote.

Aye: Giles, Ripley, Leonard, and Palmer.

Nay: None.

Absent: Harrington.

Public Comment

Adjournment

Motion by Authority Member Leonard, seconded by Authority Member Ripley, to adjourn the meeting. Chairman Giles adjourned the meeting at 12:30 p.m.

Kim Fellows, Recording Secretary

Date of Approval

GRATIOT AREA WATER AUTHORITY

ANNUAL CHEMICAL PROCUREMENT

BID OPENING: January 25, 2024 at 3:00 p.m.

Bidder		Lime	Flouride	Sulfuric Acid	Ferric Chloride	Phosphate	Dense Soda Ash	Sodium Hypochlorite
Alexander Chemical Corporation 7593 S. First Rd. LaPorte, IN 46350			\$1,110.00/ton \$3,330.00 total	\$890/ton \$14,240 total				\$2.09/gal \$52,250 total
JCI Jones Chemicals, Inc. 18000 Payne Ave. Riverview, MI 48193								\$1.93/gal* \$48,250 total
Shannon Chemical Corporation P.O. Box 376 Malvern, PA 19355						\$3424.77/ton** \$13,699.08 total		
Carmeuse Lime 11 Stanwix St., 21st Floor Pittsburgh, PA 15222		\$401.16/ton \$240,696.00 total						
Carus LLC 315 Fifth Street Peru, IL 61354						\$4,880/ton \$19,520.00 total		
Kemira Water Solutions 4321 W. 6th St. Lawrence, KS 66049					\$1186/dry ton \$35,580 total			
PVS Technologies, Inc. 10900 Harper Ave. Detroit, MI 48213					\$1,145/dry ton \$34,350 total			
Haviland Products Company 421 Ann St. NW Grand Rapids, MI 49504			\$1,200/ton \$3,600 total	\$530/ton \$8,480 total			\$539/ton \$64,680 total	\$2.445/gal \$61,125 total

*pricing subject to change Quarterly upon 30-day written notice

**minimum 2,000# shipments 7-10 days ARO

*****Recommended Bidder

Gratiot Area Water Authority Request for Purchase

Purchase Order #: 593-1069

Vendor Address	
PVS Technologies, Inc.	
10900 Harper Ave.	
Detroit, MI 48213	
Vendor Telephone	313-571-1100
Vendor Fax:	

Ship To:	Date:
Water Treatment 200 N. Lincoln Alma, MI 48801	February 9, 2024
Mail Attachments:	
Special Instructions	
Terms	

Account	Quantity	Units	Unit Price	Description	Stock #	Total
103-536.000-742.000	30	Dry Ton	1,145.00	Ferric Chloride per 1/25,24 bid proposal delivered to Water Treatment Plant		34,350.00
						-
						-
						-
						-
						-
						-
						-
				Total		\$ 34,350.00

Comparative Prices		Material/Service Usage	Requested By:
Vendor/City	Price		Doug Sierakowski
Kemira, Lawrence, KS	1,186.00		
			Approved By:
			Approved By:
			GAWA Approval

Budgeted Amount: _____

Purchase Order to be sent by: _____
Delivered using: _____

Gratiot Area Water Authority Request for Purchase

Purchase Order #: 593-1065

Vendor Address	
Alexander Chemical Corporation	
7593 S. First Rd.	
LaPorte, IN 46350	
Vendor Telephone	219-393-5558
Vendor Fax:	

Ship To:	Date:	
Water Treatment 200 N. Lincoln Alma, MI 48801	February 9, 2024	
	Mail Attachments:	
	Special Instructions	
Terms		

Account	Quantity	Units	Unit Price	Description	Stock #	Total
103-536.000-742.000	3	ton	1,100.00	Fluoride as per 1/25/24 Bid Proposal		3,300.00
Total						\$ 3,300.00

Comparative Prices			
Vendor/City	Unit Price	Material/Service Usage	Requested By: Doug Sierakowski
Haviland Products	1,200.00		Approved By: _____
			Approved By: _____
			GAWA Approval _____

Budgeted Amount: _____

Purchase Order to be sent by: _____
Delivered using: _____

Gratiot Area Water Authority Request for Purchase

Purchase Order #: 593-1068

Vendor Address	
Carmeuse Lime & Stone	
11 Stanwix Street, 21st Floor	
Pittsburgh, PA 15222	
Vendor Telephone	412-995-1053
Vendor Fax:	

Ship To:	Date:
Water Treatment 200 N. Lincoln Alma, MI 48801	February 9, 2024
Mail Attachments:	
Special Instructions	
Terms	

Account	Quantity	Units	Unit Price	Description	Stock #	Total
103-536.000-742.000	600	ton	401.16	Lime as per 01/26/23 Bid Proposal		240,696.00
						-
						-
						-
						-
						-
						-
				Total		\$ 240,696.00

Comparative Prices		
Vendor/City	Price	Material/Service Usage

	Requested By: Doug Sierakowski
	Approved By: _____
	Approved By: _____
	GAWA Approval: _____

Budgeted Amount: _____

Purchase Order to be sent by: _____
Delivered using: _____

Gratiot Area Water Authority Request for Purchase

Purchase Order #: 593-1067

Vendor Address	
Shannon Chemical	
P.O. Box 376	
Malvern, PA 19355	
Vendor Telephone	610-363-9090
Vendor Fax:	

Ship To:	Date:	
Water Treatment 200 N. Lincoln Alma, MI 48801	February 9, 2024	
Mail Attachments:		
Special Instructions		
Terms		

Account	Quantity	Units	Unit Price	Description	Stock #	Total
103-536.000-742.000	4	ton	3,424.77	Phosphate as per 1/25/24 Bid Proposal		13,699.08
						-
						-
Total						\$ 13,699.08

Comparative Prices				
Vendor/City	Unit Price	Material/Service Usage		Requested By:
Carus	4,880.00			Doug Sierakowski
				Approved By: _____
				Approved By: _____
				GAWA Approval _____

Budgeted Amount: _____

Purchase Order to be sent by: _____
Delivered using: _____

Gratiot Area Water Authority Request for Purchase

Purchase Order #: 593-1064

Vendor Address	
Haviland	
421 Ann Street NW	
Grand Rapids, MI 49504	
Vendor Telephone	616-361-6691
Vendor Fax:	

Ship To:	Date:
Water Treatment 200 N. Lincoln Alma, MI 48801	February 9, 2024
Mail Attachments:	
Special Instructions	
Terms	

Account	Quantity	Units	Unit Price	Description	Stock #	Total
103-536.000-742.000	120	ton	539.00	Bulk Dense Soda Ash per 1/25/24 bid proposal		64,680.00
						-
						-
						-
						-
						-
Total						\$ 64,680.00

Comparative Prices				Requested By: Doug Sierakowski
Vendor/City	Price	Material/Service Usage		Approved By:

Budgeted Amount: _____

Purchase Order to be sent by: _____
Delivered using: _____

Gratiot Area Water Authority Request for Purchase

Purchase Order #: 593-1066

Vendor Address	
JCI Jones Chemicals Inc.	
18000 Payne Street	
Riverview, MI 48193	
Vendor Telephone	734-283-0677
Vendor Fax:	

Ship To:	Date:
Water Treatment 200 N. Lincoln Alma, MI 48801	February 9, 2024
Terms	Mail Attachments:
	Special Instructions

Account	Quantity	Units	Unit Price	Description	Stock #	Total
103-536.000-742.000	25,000	Gallons	1.930	Sodium Hypochlorite as per Bid 1/25/24 delivered to Water Treatment Plant *pricing subject to change quarterly upon 30-day written notice		48,250.00
Total						\$ 48,250.00

Comparative Prices		Material/Service Usage	Requested By:
Vendor/City	Unit Price		Doug Sierakowski
Haviland	\$2.445		Approved By:
Alexander Chemicals	\$2.090		Approved By:
			GAWA Approval

Budgeted Amount:

Purchase Order to be sent by:

Delivered using:

Gratiot Area Water Authority Request for Purchase

Purchase Order #: 593-1063

Vendor Address	
Haviland Products Company	
421 Ann Street, NW	
Grand Rapids, MI 49504	
Vendor Telephone	616-361-6691
Vendor Fax:	

Ship To:	Date:
Water Treatment 200 N. Lincoln Alma, MI 48801	February 9, 2024
Mail Attachments:	
Special Instructions	
Terms	

Account	Quantity	Units	Unit Price	Description	Stock #	Total
103-536.000-742.000	16	ton	530.00	Sulfuric Acid as per 1/25/24 Bid Proposal No deposit		8,480.00
Total						\$ 8,480.00

Comparative Prices		Material/Service Usage	Requested By:
Vendor/City	Unit Price		Doug Sierakowski
Alexander Chemical, LaPorte, IN	\$890.00		Approved By:
			Approved By:
			GAWA Approval

Budgeted Amount: _____

Purchase Order to be sent by: _____
Delivered using: _____



Nelson Tank Engineering
& Consulting, Inc.

16240 National Parkway • Lansing, MI 48906 • Phone 517-321-1692 • Fax 517-321-4405

February 2, 2024

Doug Sierakowski
Gratiot Area Water Authority
525 E. Superior St.
Alma, MI 48801

RE: Letter of Recommendation

Of the three planholders for the Water Filtration Plant Primary Clarifier Painting and Repairs project, two bids were received. Upon review, NTEC recommends award of the project to E&L Contractors, Inc., the apparent low bidder, with his base and add alternate bid of \$185,585*.

E&L Contractors, Inc. submitted a bid of \$185,585, which fell within the Engineer's estimate. NTEC has no reservations in recommending E&L Contractors, Inc. for this project, as they have successfully completed projects of similar size and nature for us in the past.

Please review the bid tabs and letter of recommendation and notify NTEC of your decision so that we may issue the Notice of Award and request the required bonds and insurance certificate from the Contractor. Feel free to contact me at 517-321-1692 if you have any questions.

Respectfully,

A handwritten signature in black ink that reads "Keith A. Nelson".

Keith A. Nelson, PE
President

*Corrected Total

Encl.: Bid Tabs

**Bid Tabulations
Gratiot Area Water Authority
Water Filtration Plant
Primary Clarifier Painting and Repairs**

BASE BID

Planholders	1 Skirt to Wall Support	2 2x2x1/4 Angle	3 3x3x1/4 Angle	4 2x6x1/4 Angle	5 MW Door Hinges	6 Pit Welding	7 Repaint Clarifier/WD	8 Paint Clarifier Rm	Total (1-8)
Fedewa, Inc.	NO BID								\$0
Seven Brothers Painting	\$7,000	\$9,600	\$9,600	\$2,400	\$12,000	\$6,500	\$50,000	\$132,900	\$230,000
E&L Contractors	\$4,800	\$1,600	\$1,760	\$900	\$4,600	\$2,275	\$94,800	\$16,800	\$127,535

ADD ALTERNATES

Planholders	1 Mixing Well	2 Replace Bolts	3 Flat Plate	4 Curved Plate	5 Seal Welding	6 Fill Pipe	7 Overflow Pipe	Total (1-7)
Fedewa, Inc.	NO BID							\$0
Seven Brothers Painting	\$15,600	\$1,000	\$10,000	\$12,500	\$18,000	\$6,700	\$6,000	\$69,800
E&L Contractors	\$12,800	\$2,500	\$12,500	\$13,750	\$3,000	\$3,800	\$9,700	\$58,050

BASE BID + ADD ALTERNATE

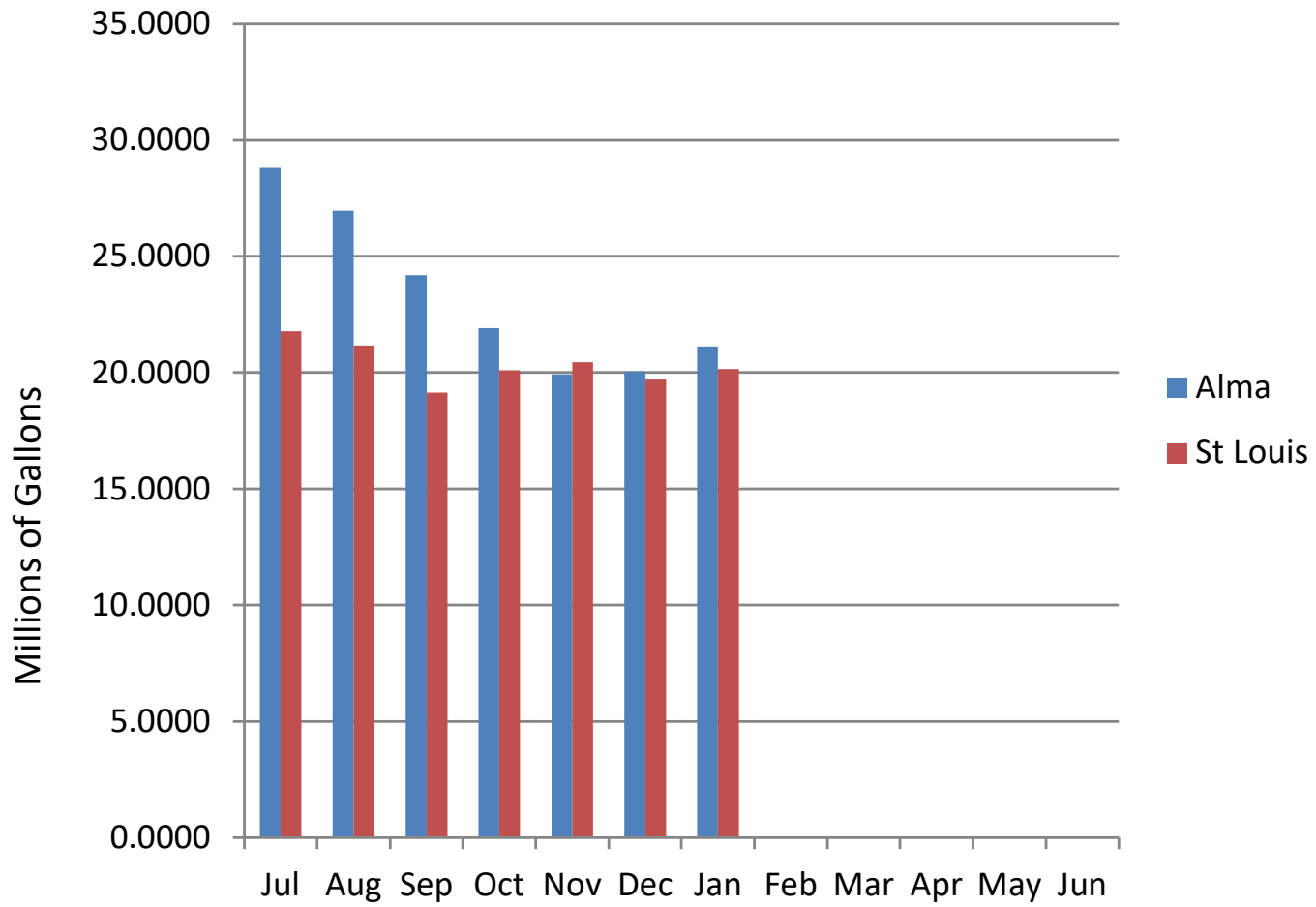
Planholders	Total
Fedewa, Inc.	NO BID
Seven Brothers Painting	\$299,800
E&L Contractors	\$185,585

CORRECTED TOTAL

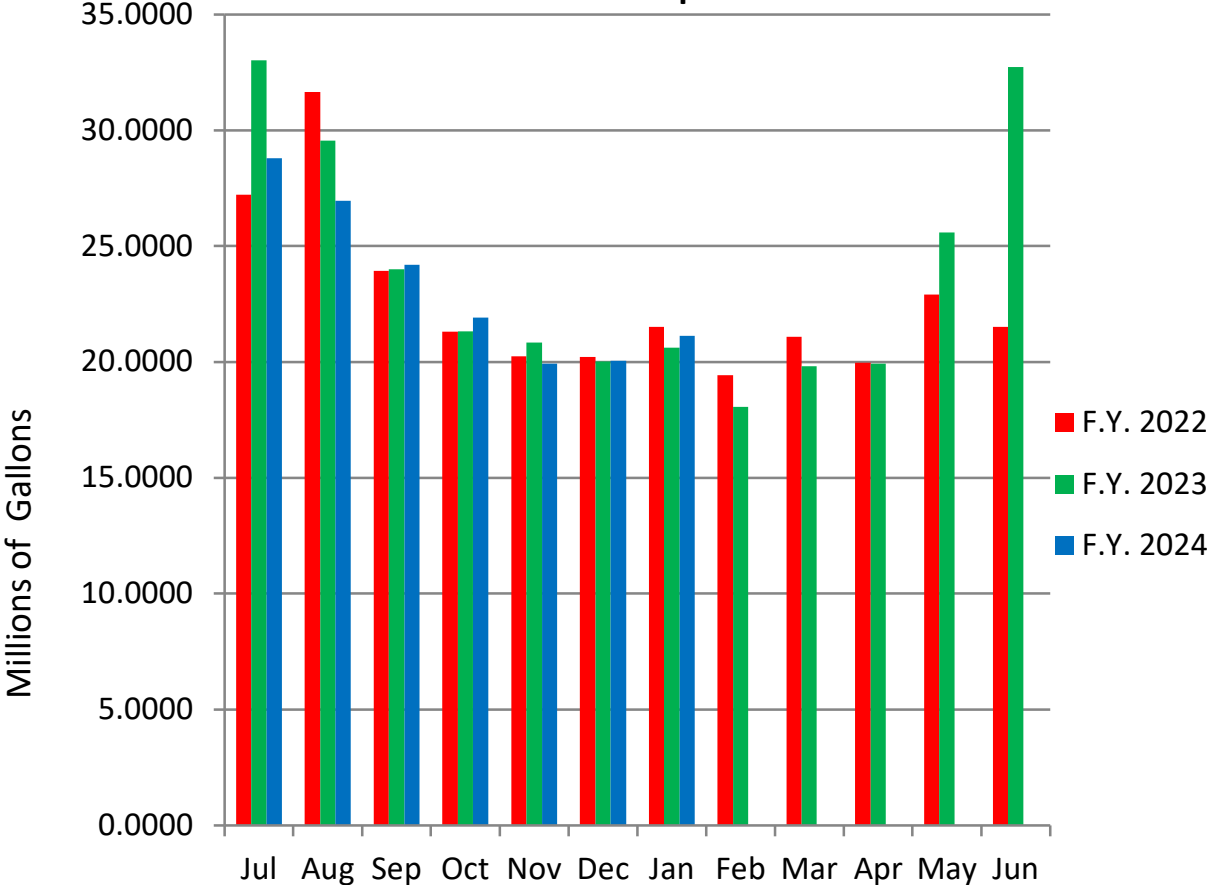
GAWA Water Production/Consumption Records - F.Y. 2024

	Water Authority Plant Production			St. Louis Water Consumption			Alma Water Consumption
	Water Pumpage (MG)	Internal Consumption (MG)	Water Production (MG)	Meter No. 1 (MG) Cheesman	Meter No. 2 (MG) Michigan	Total Consumption (MG)	Total Consumption (MG)
Jul	53.546	2.981	50.565400	12.2823	9.4952	21.7775	28.7879
Aug	51.069	2.945	48.124400	11.5511	9.6165	21.1676	26.9568
Sep	46.118	2.780	43.337600	9.5823	9.5638	19.1462	24.1914
Oct	44.364	2.339	42.025300	9.4020	10.7029	20.1049	21.9204
Nov	42.965	2.568	40.396900	10.2290	10.2356	20.4646	19.9323
Dec	42.095	2.342	39.752100	9.6043	10.1047	19.7090	20.0431
Jan	43.969	2.680	41.288800	10.5512	9.6116	20.1628	21.1260
Feb		0.000				0.0000	0.0000
Mar		0.000				0.0000	0.0000
Apr		0.000				0.0000	0.0000
May		0.000				0.0000	0.0000
Jun		0.000				0.0000	0.0000
Total Year to Date	324.125	18.634	305.490500	73.2022	69.3303	142.5326	162.9579
Avg. Monthly (MG)	43.64			20.362			23.280
Percent of Consumption	100.00%			46.66%			53.34%

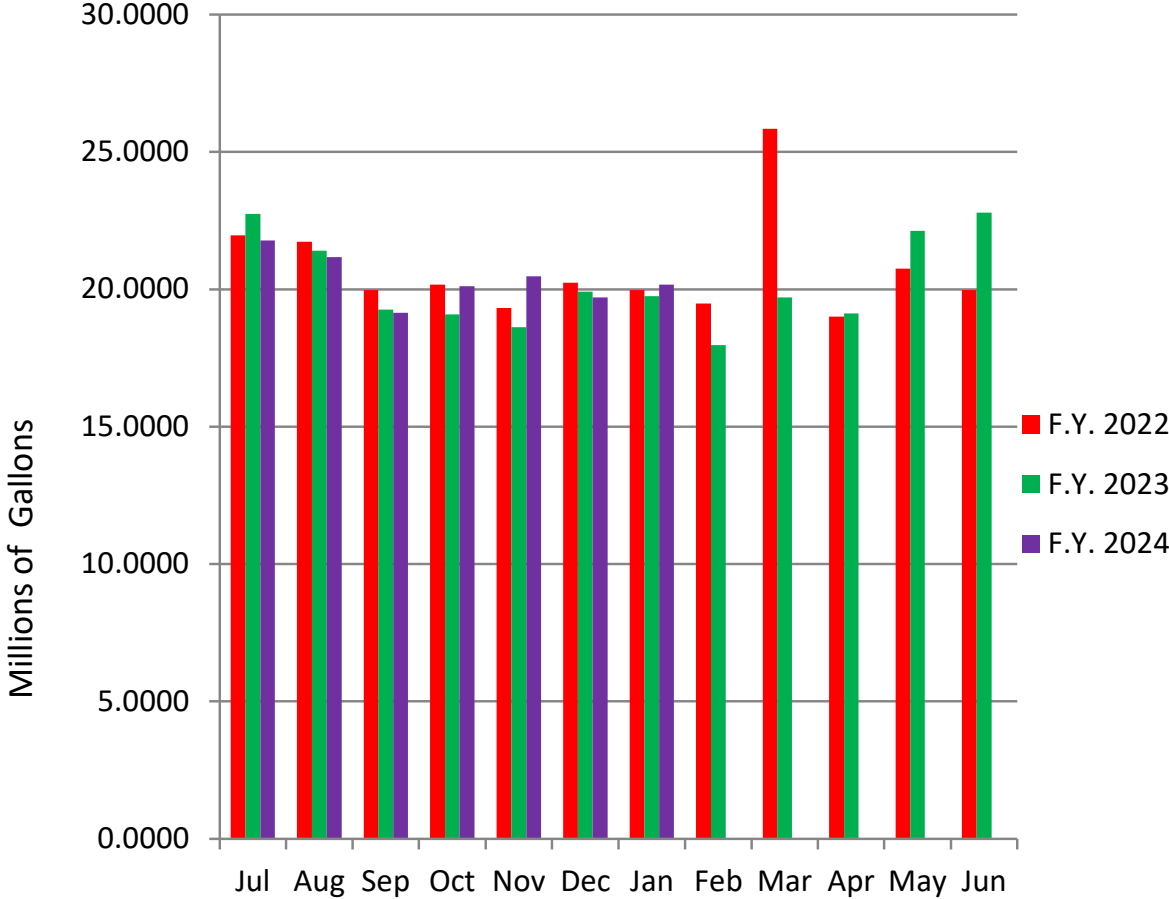
Alma-St. Louis Monthly Water Consumption



City of Alma Water Consumption



City of St. Louis Water Consumption



Fund 597 GRATIOT AREA WATER AUTHORITY

GL Number	Description	PERIOD ENDED 01/31/2023	PERIOD ENDED 01/31/2024
*** Assets ***			
ASSETS			
597.000.000.001.001	OPERATING CASH - (COM)	401,733.83	324,947.88
597.000.000.001.005	CASH HELD BY STL - CC RECEIPTS (P)	0.00	60.00
597.000.000.040.001	MISC ACCOUNTS RECEIVABLE - MR/YE	128,553.78	560.00
597.000.000.110.000	INVENTORY	21,798.48	44,023.11
597.000.000.194.000	ADVANCE TO ALMA	40,000.00	40,000.00
ASSETS		<u>592,086.09</u>	<u>409,590.99</u>
REPLACEMENT RESERVES			
597.000.000.002.000	SAVINGS-EQUIP REPLACEMENT (COM)	235,302.84	237,486.77
597.000.000.017.000	INVEST-MICLASS-EQUIP REPLACEMENT	3,540,707.30	4,429,572.38
REPLACEMENT RESERVES		<u>3,776,010.14</u>	<u>4,667,059.15</u>
FIXED ASSETS			
597.000.000.130.000	LAND	280,175.87	280,175.87
597.000.000.132.000	LAND IMPROVEMENTS	647,635.74	647,635.74
597.000.000.133.000	ACCUM. DEPR. - LAND IMPROVEMENTS	(152,558.60)	(188,295.53)
597.000.000.136.000	BUILDINGS + ADDITIONS/IMPROVEMENTS	15,476,983.65	15,476,983.65
597.000.000.137.000	ACCMU DEPRECIATION - BUILDING	(3,868,711.97)	(4,291,608.78)
597.000.000.140.000	MACHINERY & EQUIPMENT	3,232,880.42	3,232,880.42
597.000.000.141.000	ACCUM DEPREC - MACHINERY & EQUIPMENT	(1,987,527.72)	(2,214,464.90)
597.000.000.152.000	WATER SYSTEM	6,621,170.16	6,621,170.16
597.000.000.153.000	ACCUM DEPR - WATER SYSTEM	(857,753.61)	(1,023,282.88)
FIXED ASSETS		<u>19,392,293.94</u>	<u>18,541,193.75</u>
Total Assets		<u>23,760,390.17</u>	<u>23,617,843.89</u>
*** Liabilities ***			
LIABILITIES			
597.000.000.202.000	ACCOUNTS PAYABLE	(12,983.77)	(2,986.86)
LIABILITIES		<u>(12,983.77)</u>	<u>(2,986.86)</u>
Total Liabilities		<u>(12,983.77)</u>	<u>(2,986.86)</u>
*** Fund Balance ***			
RETAINED EARNINGS			
597.000.000.391.000	NP-INVESTMENT IN CAPITAL ASSETS	19,392,293.94	18,541,193.75
597.000.000.399.000	NET POSITION- UNRESTRICTED	3,782,995.62	4,646,440.62
RETAINED EARNINGS		<u>23,175,289.56</u>	<u>23,187,634.37</u>
Total Fund Balance		<u>23,175,289.56</u>	<u>23,187,634.37</u>
Beginning Fund Balance		23,175,289.56	23,187,634.37
Net of Revenues VS Expenditures		598,084.38	433,196.38
Ending Fund Balance		23,175,289.56	23,187,634.37
Total Liabilities And Fund Balance		23,760,390.17	23,617,843.89

PERIOD ENDING 01/31/2024

GRATIOT AREA WATER AUTHORITY
MONTHLY STATEMENTS ARE CASH BASIS

GL NUMBER	DESCRIPTION	2023-24 AMENDED BUDGET	YTD BALANCE 01/31/2024	ACTIVITY FOR MONTH 01/31/24	AVAILABLE BALANCE	% BDGT USED	END BALANCE 06/30/2023
Fund 597 - GRATIOT AREA WATER AUTHORITY							
Revenues							
Dept 536.000 - WATER SYSTEM OPERATIONS & MAINTENANCE							
597.536.000.540.000	STATE GRANT	12,500.00	4,500.00	0.00	8,000.00	36.00	6,125.00
597.536.000.626.000	CHARGE FOR SERVICES	17,000.00	9,270.90	0.00	7,729.10	54.53	20,220.00
597.536.000.642.000	BULK WATER SALES	1,781,040.00	866,581.57	0.00	914,458.43	48.66	1,647,311.65
597.536.000.642.001	NONMETERED WATER SALES	4,000.00	2,038.00	0.00	1,962.00	50.95	5,617.00
597.536.000.665.000	INTEREST REVENUE	100,000.00	121,324.71	0.00	(21,324.71)	121.32	149,276.56
597.536.000.684.000	MISCELLANEOUS REVENUE	0.00	0.00	0.00	0.00	0.00	2,085.48
Total Dept 536.000 - WATER SYSTEM OPERATIONS & MAINTENANCE		1,914,540.00	1,003,715.18	0.00	910,824.82	52.43	1,830,635.69
Dept 998.000 - EQUITY TRANSFER							
597.998.000.581.000	MEMBER CONTRIBUTIONS - CAPITAL	3,000,000.00	0.00	0.00	3,000,000.00	0.00	0.00
Total Dept 998.000 - EQUITY TRANSFER		3,000,000.00	0.00	0.00	3,000,000.00	0.00	0.00
TOTAL REVENUES		4,914,540.00	1,003,715.18	0.00	3,910,824.82	20.42	1,830,635.69
Expenditures							
Dept 536.000 - WATER SYSTEM OPERATIONS & MAINTENANCE							
597.536.000.750.000	MATERIALS & SUPPLIES	41,700.00	27,506.24	7,120.60	14,193.76	65.96	41,608.06
597.536.000.750.001	SUPPLIES - CHEMICALS	398,022.00	175,582.75	50,292.44	222,439.25	44.11	214,912.59
597.536.000.750.002	SUPPLIES - FUEL	500.00	0.00	0.00	500.00	0.00	492.08
597.536.000.750.003	SUPPLIES - TOOLS & SMALL EQUIPMENT	3,000.00	1,503.11	14.99	1,496.89	50.10	1,935.05
597.536.000.801.000	PROFESSIONAL & CONTRACTED SERVICES	15,000.00	3,823.05	685.15	11,176.95	25.49	14,100.95
597.536.000.801.000.8001	PROF & CONT SVS - WELLHEAD PROTECTION	12,500.00	0.00	0.00	12,500.00	0.00	12,250.00
597.536.000.801.001	CONTRACT SVS - ALMA WATER DEPT PERSON	379,100.00	170,795.10	53,020.46	208,304.90	45.05	372,487.84
597.536.000.801.002	CONTRACTED SVS - PW PERSONNEL	14,640.00	7,230.01	2,644.23	7,409.99	49.39	8,303.11
597.536.000.850.000	TECHNOLOGY AND COMMUNICATIONS	2,625.00	327.61	193.66	2,297.39	12.48	1,622.69
597.536.000.920.000	UTILITIES	224,700.00	122,679.12	20,795.51	102,020.88	54.60	242,829.79
597.536.000.930.000	REPAIRS & MAINTENANCE	30,000.00	12,973.38	1,447.92	17,026.62	43.24	7,947.03
597.536.000.943.000	EQUIPMENT RENTAL	15,225.00	7,088.85	549.38	8,136.15	46.56	11,232.82
597.536.000.955.000	INSURANCE & BONDS	12,100.00	12,100.00	0.00	0.00	100.00	7,720.00
Total Dept 536.000 - WATER SYSTEM OPERATIONS & MAINTENANCE		1,149,112.00	541,609.22	136,764.34	607,502.78	47.13	937,442.01
Dept 536.599 - WATER SYSTEM ADMINISTRATION							
597.536.599.750.000	ADMIN SUPPLIES/POSTAGE/COPIES	500.00	158.94	79.47	341.06	31.79	370.26
597.536.599.801.000	PROFESSIONAL & CONTRACTED SERVICES	10,105.00	6,600.00	2,600.00	3,505.00	65.31	6,656.00
597.536.599.801.003	CONTRACT SVS - ALMA ENGINEERING	550.00	256.14	85.38	293.86	46.57	414.50
597.536.599.801.005	CONTRACT SVS - ST LOUIS ADMIN PERSONNEL	31,080.00	0.00	0.00	31,080.00	0.00	8,774.92
597.536.599.801.006	CONTRACT SVS - ST LOUIS ACCOUNTING AL	14,210.00	8,289.19	1,184.17	5,920.81	58.33	13,533.00
Total Dept 536.599 - WATER SYSTEM ADMINISTRATION		56,445.00	15,304.27	3,949.02	41,140.73	27.11	29,748.68
Dept 536.904 - DEPRECIATION							
597.536.904.968.000	DEPRECIATION EXPENSE	925,000.00	0.00	0.00	925,000.00	0.00	851,100.19
Total Dept 536.904 - DEPRECIATION		925,000.00	0.00	0.00	925,000.00	0.00	851,100.19

PERIOD ENDING 01/31/2024

GRATIOT AREA WATER AUTHORITY
MONTHLY STATEMENTS ARE CASH BASIS

GL NUMBER	DESCRIPTION	2023-24 AMENDED BUDGET	YTD BALANCE 01/31/2024	ACTIVITY FOR MONTH 01/31/24	AVAILABLE BALANCE	% BDGT USED	END BALANCE 06/30/2023
Fund 597 - GRATIOT AREA WATER AUTHORITY							
Expenditures							
Dept 901.000 - CAPITAL OUTLAY							
597.901.000.977.000	EQUIPMENT & CAPITAL PURCHASES	563,500.00	13,605.31	809.43	549,894.69	2.41	0.00
Total Dept 901.000 - CAPITAL OUTLAY		563,500.00	13,605.31	809.43	549,894.69	2.41	0.00
TOTAL EXPENDITURES		2,694,057.00	570,518.80	141,522.79	2,123,538.20	21.18	1,818,290.88
Fund 597 - GRATIOT AREA WATER AUTHORITY:							
TOTAL REVENUES		4,914,540.00	1,003,715.18	0.00	3,910,824.82	20.42	1,830,635.69
TOTAL EXPENDITURES		2,694,057.00	570,518.80	141,522.79	2,123,538.20	21.18	1,818,290.88
NET OF REVENUES & EXPENDITURES		2,220,483.00	433,196.38	(141,522.79)	1,787,286.62	19.51	12,344.81

02/05/2024 10:37 AM
 User: BOBBIE
 DB: St Louis

CHECK DISBURSEMENT REPORT FOR CITY OF ST LOUIS
 CHECK DATE FROM 01/01/2024 - 01/31/2024
 Banks: 0597

Check Date	Bank	Check #	Invoice	Payee	Description	GL #	Amount
01/03/2024	0597	3256	C349641	ALMA HARDWARE	WHITE VINEGAR- GAWA	597.536.000.750.000	5.99
		3256	C349456		ENERGIZER LITHIUM BATTERIES- GAWA	597.536.000.750.000	15.49
		3256	C349800		ZINC NOZZLE/ EXPANSION FOAM/ CAULK-	597.536.000.750.000	44.76
							66.24
01/03/2024	0597	3257	53001088	CAPITAL ONE TRADE CREDIT ACCT # 149172-	SAWZALL BLADES/ SOCK	597.536.000.750.003	265.15
01/03/2024	0597	3258	23-0004560	CITY OF ALMA	OTHER- SUPPLIES/JULY 2023 VISA	597.536.000.750.000	748.67
		3258	23-0004560		WATER PROD SALARIES	597.536.000.801.001	28,438.62
		3258	23-0004560		WATER PROD FRINGES	597.536.000.801.001	9,727.87
		3258	23-0004560		UNIFORM	597.536.000.801.001	109.05
		3258	23-0004560		PUBLIC WORKS LABOR	597.536.000.801.002	1,452.16
		3258	23-0004560		TELECOMMUNICATIONS	597.536.000.850.000	54.76
		3258	23-0004560		PUBLIC WORKS EQUIPMENT	597.536.000.943.000	2,321.74
		3258	23-0004560		WATER EQUIPMENT RENTAL	597.536.000.943.000	217.71
		3258	23-0004560		ENGINEERING ALLOCATIONS	597.536.599.801.003	42.69
							43,113.27
01/03/2024	0597	3259	23-0003146	CITY OF ST LOUIS	GAWA ACCOUNT PROCESSING- JANUARY 20	597.536.599.801.006	1,184.17
01/03/2024	0597	3260	206169571426	CONSUMERS ENERGY	ELECTRIC- WELL 11- 4613 W VAN BUREN	597.536.000.920.000	536.72
		3260	205902708742		NGAS- WELL 9- 5400 N LUCE RD- 11/20	597.536.000.920.000	1,370.49
		3260	205902708741		ELECTRIC- WELL 8- 622 S LINCLON ST-	597.536.000.920.000	1,189.92
		3260	205991655240		RIVER PUMP STATION- 101 N LINCOLN A	597.536.000.920.000	119.19
		3260	205991655241		NGAS- WATER PLANT- 200 N LINCOLN AV	597.536.000.920.000	3,979.29
		3260	204122958498		NGAS & ELECTRIC- 5098 N LUCE RD- 11	597.536.000.920.000	808.81
		3260	203589020785		NGAS- WELL 7- 915 RIVERVIEW DR- 11/	597.536.000.920.000	53.47
		3260	205012849376		ELECTRIC- WELL 7- 915 RIVERVIEW DR-	597.536.000.920.000	1,802.69
							9,860.58
01/03/2024	0597	3261	WW049258	FERGUSON ENTERPRISES LLC	20 LITER BUFFER SOLUTION- GAWA	597.536.000.750.000	130.91
01/03/2024	0597	3262	9922507711	GRAINGER INC	ACCT# 804943140- EYE WASH PRESERVAT	597.536.000.750.000	25.88
01/03/2024	0597	3263	9917132814	GRAINGER INC	ACCT # 804943140 ROLLING PLATFORM-	597.536.000.750.003	378.63
01/03/2024	0597	3264	490408	HAVILAND PRODUCTS	CUSTOMER # 1067829- SULFURIC ACID-	597.536.000.750.001	1,343.20
		3264	490650		CREDIT MEMO- DEPOSIT RETURN- GAWA	597.536.000.750.001	(360.00)
							983.20
01/03/2024	0597	3265	18420816	MCMASTER - CARR SUPPLY C	FILTER ELEMENTS/ HOSE HOLDER/ GARDE	597.536.000.750.000	351.08
01/03/2024	0597	3266	S5306595.002	MEDLER ELECTRIC COMPANY	HAND BENDER & SHIPPING- GAWA	597.536.000.750.003	137.71
		3266	S5306595.001		LEVEL- GAWA	597.536.000.750.003	56.60
							194.31

CHECK DISBURSEMENT REPORT FOR CITY OF ST LOUIS
 CHECK DATE FROM 01/01/2024 - 01/31/2024
 Banks: 0597

Check Date	Bank	Check #	Invoice	Payee	Description	GL #	Amount
01/03/2024	0597	3267	2023 INSTALL #3	MICHIGAN MUNICIPAL RISK M	GENERAL #3- POLICY #M0001665-	07/0597.536.000.955.000	2,775.00
		3267	2023 RETENTION		RETENTION #3- POLICY # R0001665-	07597.536.000.955.000	250.00
							3,025.00
01/03/2024	0597	3268	INV390665	UNITED LABORATORIES	LIQUID SUNSHINE	597.536.000.750.000	207.29
01/09/2024	0597	3269	2597/B	ALMA ACE HARDWARE	REDUCER BUSHINGS- GAWA	597.536.000.750.000	19.96
01/09/2024	0597	3270	94968259	CARMEUSE LIME (CANADA)	LICUSTOMER #968- 1/2 X #10 WATER GRAD	597.536.000.750.001	13,372.17
01/09/2024	0597	3271	24-0004592	CITY OF ALMA	OTHER- SUPPLIES- AMAZON INV 11/20/2	597.536.000.750.000	72.78
		3271	24-0004592		WATER PRODUCTION- SALARYFRINGES	597.536.000.801.001	26,246.42
		3271	24-0004592		UNIFORMS	597.536.000.801.001	148.58
		3271	24-0004592		TRAINING- D SIERAKOWSKI- VISA STATE	597.536.000.801.001	180.00
		3271	24-0004592		P.W. SALARYFRINGES	597.536.000.801.002	1,061.96
		3271	24-0004592		COMMUNICATIONS	597.536.000.850.000	86.07
		3271	24-0004592		WATER PRODUCTION EQUIP RENTAL	597.536.000.943.000	323.91
		3271	24-0004592		P.W. EQUIP RENTAL	597.536.000.943.000	21.24
		3271	24-0004592		ENGINEERING ALLOCATION	597.536.599.801.003	42.69
							28,183.65
01/09/2024	0597	3272	24-0003166	CITY OF ST LOUIS	POSTAGE REIMBURSEMENT- 10/01-12/31/	597.536.599.750.000	79.47
01/09/2024	0597	3273	206792236936	CONSUMERS ENERGY	ENERGY CHARGES- ELECTRIC- WELL 1-	1597.536.000.920.000	462.97
		3273	204033964238		ENERGY CHARGES- GAS- 110 N LINCOLN	597.536.000.920.000	79.54
		3273	206703277414		ENERGY CHARGES- ELECTRIC- PUMP- 186	597.536.000.920.000	672.54
		3273	206792243777		ENERGY CHARGES- ELECTRIC- MUNICIPAL	597.536.000.920.000	9,950.21
		3273	206258576782		ENEGY CHARGES- ELECTRIC- WELL 10-	4597.536.000.920.000	1,940.47
							13,105.73
01/09/2024	0597	3274	WW050162	FERGUSON ENTERPRISES LLC	TOTAL CHLORINE REAGENT X 6- GAWA	597.536.000.750.000	411.60
01/09/2024	0597	3275	432024	FISHBECK, THOMPSON, CARR &	SECURITY UPGRADES TO GAWA WATER TRE	597.901.000.977.000	809.43
01/09/2024	0597	3276	S113776540.001	KENDALL ELECTRIC	1609-B600N ALLEN BRADLEY UNINTERRUP	597.536.000.930.000	579.05
01/09/2024	0597	3277	11381-8039-1	SHERWIN WILLIAMS COMPANY	PAINTING SUPPLIES- GAWA WATER TREAT	597.536.000.750.000	13.45
01/09/2024	0597	3278	INV00225037	USA BLUE BOOK	CUSTOMER #672- SULFURIC ACID- GAWA	597.536.000.750.000	27.04
		3278	INV00222037		CUSTOMER #672- TRACEABLE ONE SHOT C	597.536.000.750.000	89.57
		3278	INV00209434		CUSTOMER # 672- JCM WIDE RANGE COUP	597.536.000.930.000	190.38
							306.99
01/09/2024	0597	3279	8814931101	VWR INTERNATIONAL, LLC.	THERMOMETERS- GAWA (ALMA) WATER TRE	597.536.000.750.000	228.54
		3279	8814935222		THERMOMETER BLOOD BANK- GAWA	597.536.000.750.000	71.52
							300.06

02/05/2024 10:37 AM
 User: BOBBIE
 DB: St Louis

CHECK DISBURSEMENT REPORT FOR CITY OF ST LOUIS
 CHECK DATE FROM 01/01/2024 - 01/31/2024
 Banks: 0597

Check Date	Bank	Check #	Invoice	Payee	Description	GL #	Amount
01/09/2024	0597	3280	586154	YEO & YEO	PROFESSIONAL SERVICES THROUGH 12/31	597.536.599.801.000	2,600.00
01/18/2024	0597	3281	A533138	ABC FASTENER GROUP, INC.	SPOUT TOP/ HEX NUT/ HEX BOLT- GAWA	597.536.000.930.000	7.26
01/18/2024	0597	3282	94986938	CARMEUSE LIME (CANADA) LI	CUSTOMER # 593-1050- 1/2 X #10 MESH	597.536.000.750.001	13,540.73
01/18/2024	0597	3283	204478907943	CONSUMERS ENERGY	ELECTRIC- 2075 MICHIGAN AVE- 12/1/2	597.536.000.920.000	1,086.40
		3283	204834888454		ELECTRIC- WELL 11- 4613 W VAN BUREN	597.536.000.920.000	522.82
							1,609.22
01/18/2024	0597	3284	81634	E & S GRAPHICS, INC	JANITOR PLATE/ELEVATOR MECHANICAL P	597.536.000.750.000	35.00
01/18/2024	0597	3285	WW050164	FERGUSON ENTERPRISES LLC	SULFURIC ACID/EDTA TITRANT- CUST #75	597.536.000.750.000	166.80
01/18/2024	0597	3286	931253	JCI JONES CHEMICAL, INC.	HYPOCHLORITE SOLUTION-GAWA-CUST#593	597.536.000.750.001	9,815.27
01/18/2024	0597	3287	871243410	KONE	ELEV MAINTENANCE 1/1/24-3/31/24	597.536.000.801.000	192.15
01/18/2024	0597	3288	159778	SCOTLAND OIL COMPANY, INC	CUSTOMER #20977- PHILLIPS MEGAFLOW	597.536.000.750.000	71.70
01/31/2024	0597	3289	76532	ALEXANDER CHEMICAL CORPO	HYDROFLUOSILIC ACID- 550LB DRUM X	597.536.000.750.001	1,285.00
01/31/2024	0597	3290	24-0004662	CITY OF ALMA	OTHER-AMAZON/VC3 INC/STAPLES- INVOI	597.536.000.750.000	801.39
		3290	24-0004662		WATER PROD SAL & FRINGES	597.536.000.801.001	26,013.02
		3290	24-0004662		WATER PROD OTHER-TRAINING/UNIFORMS/	597.536.000.801.001	432.44
		3290	24-0004662		PW SAL & FRINGES	597.536.000.801.002	1,582.27
		3290	24-0004662		COMMUNICATIONS	597.536.000.850.000	107.59
		3290	24-0004662		WATER PROD EQUIP RENTAL	597.536.000.943.000	204.23
		3290	24-0004662		ENG ALLOCATION	597.536.599.801.003	42.69
							29,183.63
01/31/2024	0597	3291	24-0003207	CITY OF ST LOUIS	GAWA ACCT PROCESSING- FEBRUARY 2024	597.536.599.801.006	1,184.17
01/31/2024	0597	3292	204923897447	CONSUMERS ENERGY	ELECTRIC- WELL 8- 622 S LINCOLN ST-	597.536.000.920.000	1,148.90
		3292	204923897448		ELECTRIC & GAS- WELL 9- 5400 N LUCE	597.536.000.920.000	1,401.14
		3292	203856026723		GAS- WATER PLANT- 200 N LINCOLN AVE	597.536.000.920.000	4,606.64
		3292	203856026722		ELECTRIC & GAS- RIVER PUMP STATION-	597.536.000.920.000	138.93
							7,295.61
01/31/2024	0597	3293	3144359015	IDEXX DISTRIBUTION INC.	COLISURE 200T IRRADIATED & 120ML VE	597.536.000.750.000	4,903.96
01/31/2024	0597	3294	0014959-IN	JOSEPH M DAY COMPANY	ANNUAL STATE CONTROLS & SAFETY DEVI	597.536.000.801.000	493.00
01/31/2024	0597	3295	640235	KENNEDY INDUSTRIES, INC	MARLOW LOADSURE ELEMENTS- GAWA #202	597.536.000.930.000	671.23
01/31/2024	0597	3296	3967-414755	O'REILLY AUTO PARTS	PUNCH SET- GAWA	597.536.000.750.003	14.99
01/31/2024	0597	3297	45937	SHANNON CHEMICAL CORPORA	SODIUM HEXAMETAPHOSPHATE- PLATE 84-	597.536.000.750.001	12,279.27
TOTAL - ALL FUNDS TOTAL OF 42 CHECKS							202,316.26

Check Date	Bank	Check #	Invoice	Payee	Description	GL #	Amount
--- GL TOTALS ---							
597.536.000.750.000					MATERIALS & SUPPLIES		8,443.38
597.536.000.750.001					SUPPLIES - CHEMICALS		51,275.64
597.536.000.750.003					SUPPLIES - TOOLS & SMALL EQUIPMENT		853.08
597.536.000.801.000					PROFESSIONAL & CONTRACTED SERVICES		685.15
597.536.000.801.001					CONTRACT SVS - ALMA WATER DEPT		91,296.00
597.536.000.801.002					CONTRACTED SVS - PW PERSONNEL		4,096.39
597.536.000.850.000					TECHNOLOGY AND COMMUNICATIONS		248.42
597.536.000.920.000					UTILITIES		31,871.14
597.536.000.930.000					REPAIRS & MAINTENANCE		1,447.92
597.536.000.943.000					EQUIPMENT RENTAL		3,088.83
597.536.000.955.000					INSURANCE & BONDS		3,025.00
597.536.599.750.000					ADMIN SUPPLIES/POSTAGE/COPIES		79.47
597.536.599.801.000					PROFESSIONAL & CONTRACTED SERVICES		2,600.00
597.536.599.801.003					CONTRACT SVS - ALMA ENGINEERING		128.07
597.536.599.801.006					CONTRACT SVS - ST LOUIS ACCOUNTING		2,368.34
597.901.000.977.000					EQUIPMENT & CAPITAL PURCHASES		809.43
					TOTAL		202,316.26

Check Date	Bank	Check	Vendor	Vendor Name	Amount
Bank 0597 GAWA CHECKING					
01/03/2024	0597	3256	00055	ALMA HARDWARE	66.24
01/03/2024	0597	3257	04891	CAPITAL ONE TRADE CREDIT	265.15
01/03/2024	0597	3258	00245	CITY OF ALMA	43,113.27
01/03/2024	0597	3259	00256	CITY OF ST LOUIS	1,184.17
01/03/2024	0597	3260	00287	CONSUMERS ENERGY	9,860.58
01/03/2024	0597	3261	05130	FERGUSON ENTERPRISES LLC #3326	130.91
01/03/2024	0597	3262	01227	GRAINGER INC	25.88
01/03/2024	0597	3263	01227	GRAINGER INC	378.63
01/03/2024	0597	3264	04556	HAVILAND PRODUCTS	983.20
01/03/2024	0597	3265	01374	MCMASTER - CARR SUPPLY COMPANY	351.08
01/03/2024	0597	3266	00679	MEDLER ELECTRIC COMPANY	194.31
01/03/2024	0597	3267	04334	MICHIGAN MUNICIPAL RISK MANAGEMENT	3,025.00
01/03/2024	0597	3268	04660	UNITED LABORATORIES	207.29
01/09/2024	0597	3269	04978	ALMA ACE HARDWARE	19.96
01/09/2024	0597	3270	04656	CARMEUSE LIME (CANADA) LIMITED	13,372.17
01/09/2024	0597	3271	00245	CITY OF ALMA	28,183.65
01/09/2024	0597	3272	00256	CITY OF ST LOUIS	79.47
01/09/2024	0597	3273	00287	CONSUMERS ENERGY	13,105.73
01/09/2024	0597	3274	05130	FERGUSON ENTERPRISES LLC #3326	411.60
01/09/2024	0597	3275	00311	FISHBECK, THOMPSON, CARR & HUBER	809.43
01/09/2024	0597	3276	04711	KENDALL ELECTRIC	579.05
01/09/2024	0597	3277	01048	SHERWIN WILLIAMS COMPANY	13.45
01/09/2024	0597	3278	01197	USA BLUE BOOK	306.99
01/09/2024	0597	3279	03009	VWR INTERNATIONAL, LLC.	300.06
01/09/2024	0597	3280	04671	YEO & YEO	2,600.00
01/18/2024	0597	3281	00049	ABC FASTENER GROUP, INC.	7.26
01/18/2024	0597	3282	04656	CARMEUSE LIME (CANADA) LIMITED	13,540.73
01/18/2024	0597	3283	00287	CONSUMERS ENERGY	1,609.22
01/18/2024	0597	3284	01495	E & S GRAPHICS, INC	35.00
01/18/2024	0597	3285	05130	FERGUSON ENTERPRISES LLC #3326	166.80
01/18/2024	0597	3286	04808	JCI JONES CHEMICAL, INC.	9,815.27
01/18/2024	0597	3287	04856	KONE	192.15
01/18/2024	0597	3288	01032	SCOTLAND OIL COMPANY, INC	71.70
01/31/2024	0597	3289	01726	ALEXANDER CHEMICAL CORPORATION	1,285.00
01/31/2024	0597	3290	00245	CITY OF ALMA	29,183.63
01/31/2024	0597	3291	00256	CITY OF ST LOUIS	1,184.17
01/31/2024	0597	3292	00287	CONSUMERS ENERGY	7,295.61
01/31/2024	0597	3293	04993	IDEXX DISTRIBUTION INC.	4,903.96
01/31/2024	0597	3294	04674	JOSEPH M DAY COMPANY	493.00
01/31/2024	0597	3295	04050	KENNEDY INDUSTRIES, INC	671.23
01/31/2024	0597	3296	04282	O'REILLY AUTO PARTS	14.99
01/31/2024	0597	3297	04665	SHANNON CHEMICAL CORPORATION	12,279.27

0597 TOTALS:

Total of 42 Checks:	202,316.26
Less 0 Void Checks:	0.00
Total of 42 Disbursements:	<u>202,316.26</u>