



REGULAR MEETING
January 13, 2023 at 12:00 p.m.

AGENDA

1. Call to Order

2. Roll Call

3. Election of Officers

(In accordance with Article IV, Sections 1a. and 1b. of the Rules and Regulations of the Gratiot Area Water Authority, "the officers of the Authority shall be elected by the Board at the regular Annual meeting of the Board". "The officers of the Authority shall consist of a Chair, Vice Chair, And Secretary, and such other officers as the Board may from time to time deem advisable. The Chair, Vice-Chair, and Secretary must be members of the Board.")

A. Acceptance of nominations and election of a Chair, Vice-Chair, and Secretary.

B. Appointment of Recording Secretary.

4. Approval of Agenda

5. Approval of Minutes

[A.](#) Minutes December 9, 2022, Meeting

6. Communications

7. Requests for Payment

8. Requests for Purchase

9. Recommendations on Bids

10. New Business

11. Unfinished Business

12. Reports

[A.](#) Water Production Report

[B.](#) Financial Statements through December 31, 2022

[C.](#) SLWSR Construction Update

13. Appropriations

[A.](#) Approval and Ratification of Claims & Accounts

14. Public Comment

15. Adjournment

A regular meeting of the Gratiot Area Water Authority was held at the Alma Public Library and called to order at 12:03 p.m. by Chairman Kurt Giles. A quorum of the Authority Board was present.

Roll Call

Authority Board members present: Kurt Giles, Aerick Ripley, Roxann Harrington, and Jim Wheeler.

Authority Board members absent: Bill Leonard.

Others present: Dave Ringle and Doug Sierakowski.

Approval of Agenda

Motion by Authority Member Wheeler, seconded by Authority Member Harrington, to approve the Agenda, as amended. Motion carried with a roll call vote.

Aye: Giles, Ripley, Harrington, and Wheeler.

Nay: None.

Absent: Leonard.

Approval of Minutes

Motion by Authority Member Ripley, seconded by Authority Member Harrington, to approve the minutes of November 11, 2022, as amended. Motion carried with a voice vote.

Aye: Giles, Ripley, Harrington, and Wheeler.

Nay: None.

Absent: Leonard.

Communications

Requests for Payment & Purchase

Recommendations on Bids

New Business

Ali Barnes of Yeo & Yeo presented the Audit Report for Fiscal Year ending June 30, 2022. Yeo & Yeo issued another clean audit report. There is a healthy balance of cash and significant capital assets. She commended Bobbie Marr, City of St. Louis Finance Director, for getting material to Yeo & Yeo in a timely fashion to complete the audit.

Motion by Board Member Wheeler, seconded by Board Member Harrington, to receive the Yeo & Yeo audit report. Motion carried with a voice vote.

Aye: Giles, Ripley, Harrington, and Wheeler

Nay: none.

Absent: Leonard

Chairman Giles offered discussion regarding alarm testing for the water plant. Public Services Director Dave Ringle mentioned with the new phone system for the City of Alma, not all the alarms are working. The alarms need to be in working order in case there is an emergency. Interim Superintendent Doug Sierakowski mentioned they had to change alarm companies because the old company did not have an office based in Michigan anymore.

Motion by Board Member Harrington, seconded by Board Member Ripley, to agree for services from CEC Controls Company, Inc. for alarm testing. Motion carried with a voice vote.

Aye: Giles, Ripley, Harrington, and Wheeler

Nay: none.

Absent: Leonard

Unfinished Business

Reports

Chairman Giles offered discussion on the November Water Production Reports. No comments or suggestions were offered.

Chairman Giles offered discussion on the Financial Statements and audit statements through November 30, 2022. No comments or suggestions were offered.

Chairman Giles offered discussion on the email update from John Willemin of Fishbeck, Thompson, Carr & Huber regarding the SLWSR project. The Well 12 house is up, just waiting on the ice & water shield before they put the steel roof on. Heat will not be available until February due to supply issues. The well abandonment project is complete. Wells have been plugged and the well houses have been demolished. Two of the well houses have been turned over to the St. Louis school district for storage. One of the roofs needs to be replaced because of asbestos.

Motion by Authority Member Harrington, seconded by Authority Member Ripley, to receive the November Water Production Report, November Financial Statements, and SLWSR Construction Update. Motion carried with a voice vote.

Aye: Giles, Ripley, Harrington, and Wheeler.

Nay: None.

Absent: Leonard.

Appropriations

Motion by Authority Member Wheeler, seconded by Authority Member Harrington, to approve and ratify the claims and accounts for November in the amount of \$18,073.09. Motion carried with a voice vote.

Aye: Giles, Ripley, Harrington, and Wheeler.

Nay: None.

Absent: Leonard.

Public Comment

Adjournment

Motion by Authority Member Harrington, seconded by Authority Member Leonard, to adjourn the meeting. Vice-Chairman Ripley adjourned the meeting at 12:27 p.m.

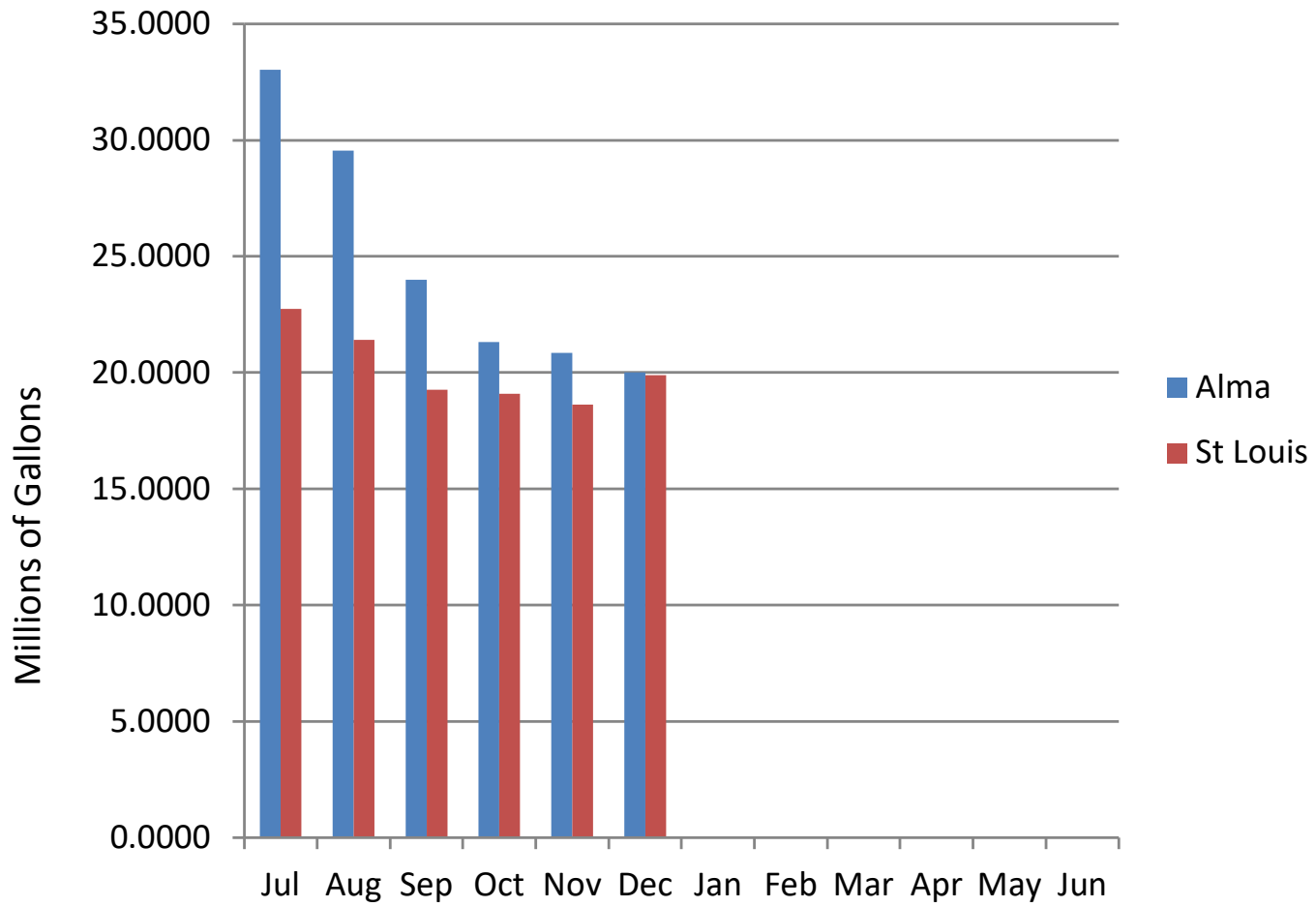
Kim Fellows, Recording Secretary

Date of Approval

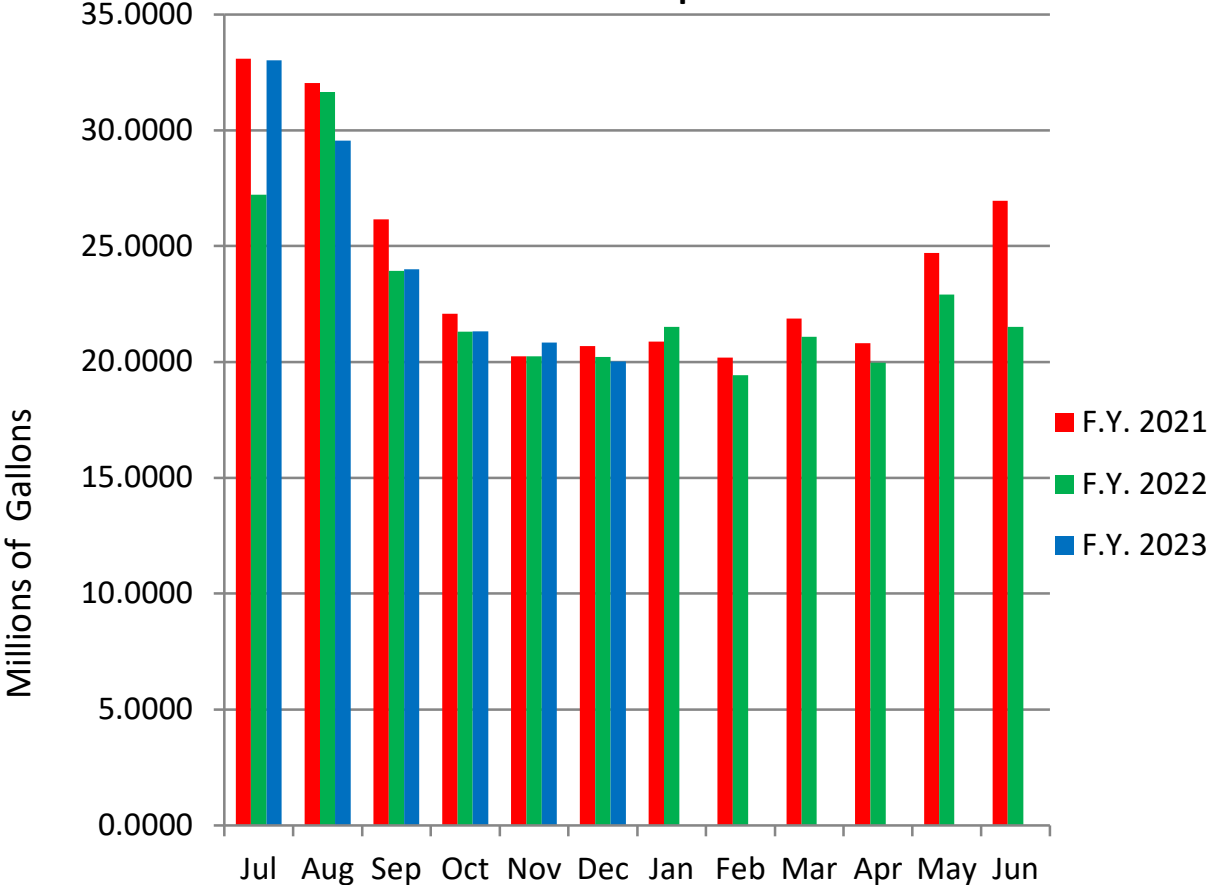
GAWA Water Production/Consumption Records - F.Y. 2023

	Water Authority Plant Production			St. Louis Water Consumption			Alma Water Consumption
	Water Pumpage (MG)	Internal Consumption (MG)	Water Production (MG)	Meter No. 1 (MG) Cheesman	Meter No. 2 (MG) Michigan	Total Consumption (MG)	Total Consumption (MG)
Jul	59.193	3.426	55.767100	10.8189	11.9186	22.7375	33.0296
Aug	53.834	2.882	50.952900	10.7090	10.6960	21.4050	29.5479
Sep	45.825	2.563	43.261900	10.0197	9.2468	19.2665	23.9954
Oct	42.884	2.479	40.405000	9.2789	9.8136	19.0925	21.3125
Nov	41.855	2.389	39.466000	9.1563	9.4646	18.6209	20.8451
Dec	42.237	2.316	39.920800	10.3290	9.5764	19.9054	20.0154
Jan		0.000				0.0000	0.0000
Feb		0.000				0.0000	0.0000
Mar		0.000				0.0000	0.0000
Apr		0.000				0.0000	0.0000
May		0.000				0.0000	0.0000
Jun		0.000				0.0000	0.0000
Total Year to Date	285.829	16.055	269.773700	60.3118	60.7160	121.0278	148.7459
Avg. Monthly (MG)		44.96			20.171		24.791
Percent of Consumption		100.00%			44.86%		55.14%

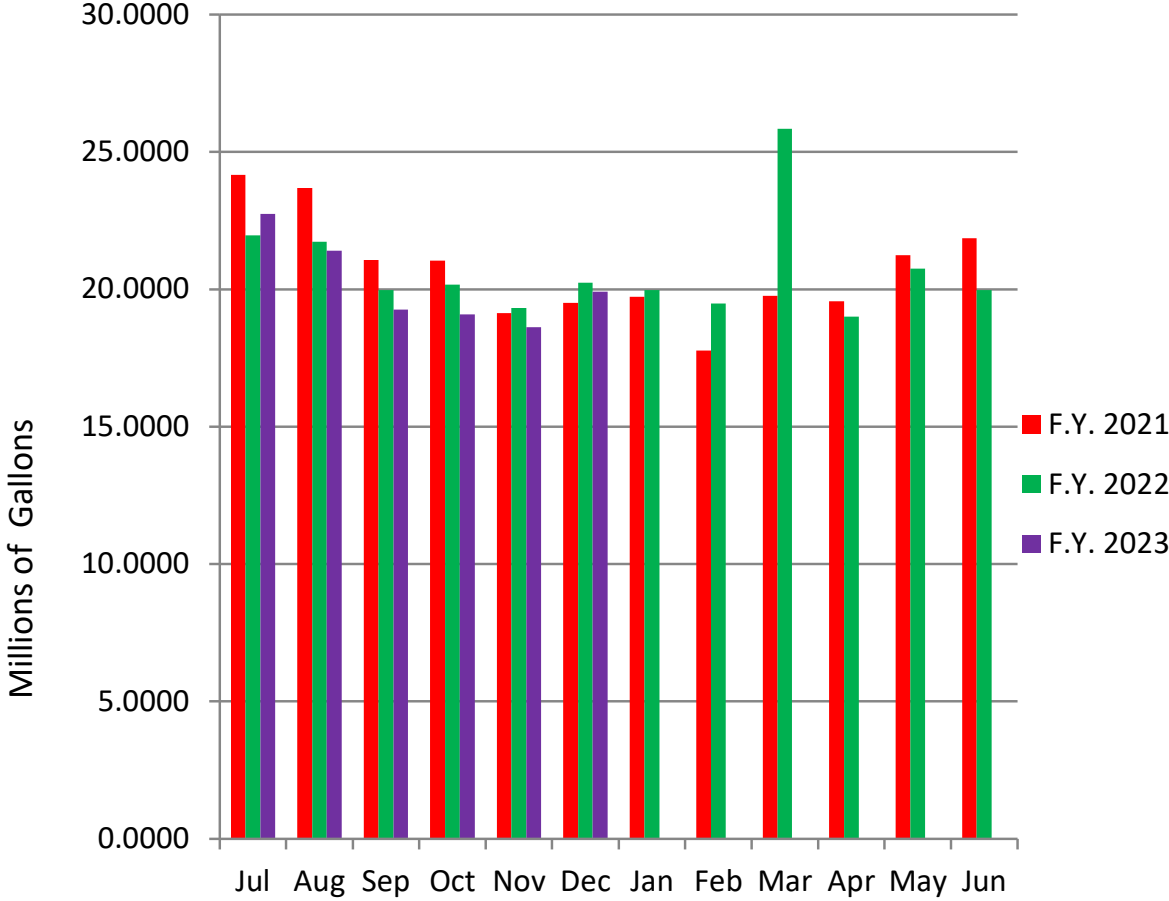
Alma-St. Louis Monthly Water Consumption



City of Alma Water Consumption



City of St. Louis Water Consumption



Fund 597 GRATIOT AREA WATER AUTHORITY

GL Number	Description	PERIOD ENDED 12/31/2021	PERIOD ENDED 12/31/2022
*** Assets ***			
ASSETS			
597.000.000.001.001	OPERATING CASH - (COM)	304,580.59	369,123.85
597.000.000.040.001	MISC ACCOUNTS RECEIVABLE - MR/YE	121,524.92	127,002.90
597.000.000.110.000	INVENTORY	17,311.26	21,798.48
597.000.000.194.000	ADVANCE TO ALMA	40,000.00	40,000.00
ASSETS		483,416.77	557,925.23
REPLACEMENT RESERVES			
597.000.000.002.000	SAVINGS-EQUIP REPLACEMENT (COM)	658,354.11	235,302.84
597.000.000.017.000	INVEST-MICLASS-EQUIP REPLACEMENT	2,372,569.38	3,514,296.35
REPLACEMENT RESERVES		3,030,923.49	3,749,599.19
FIXED ASSETS			
597.000.000.130.000	LAND	280,175.87	280,175.87
597.000.000.132.000	LAND IMPROVEMENTS	647,635.74	647,635.74
597.000.000.133.000	ACCUM. DEPR. - LAND IMPROVEMENTS	(116,821.67)	(152,558.60)
597.000.000.136.000	BUILDINGS + ADDITIONS/IMPROVEMENTS	15,476,983.65	15,476,983.65
597.000.000.137.000	ACCMU DEPRECIATION - BUILDING	(3,445,815.16)	(3,868,711.97)
597.000.000.140.000	MACHINERY & EQUIPMENT	3,214,678.25	3,232,880.42
597.000.000.141.000	ACCUM DEPREC - MACHINERY & EQUIPMENT	(1,760,590.54)	(1,987,527.72)
597.000.000.152.000	WATER SYSTEM	6,621,170.16	6,621,170.16
597.000.000.153.000	ACCUM DEPR - WATER SYSTEM	(692,224.34)	(857,753.61)
597.000.000.158.000	CONSTRUCTION IN PROGRESS	5,350.00	0.00
FIXED ASSETS		20,230,541.96	19,392,293.94
Total Assets		23,744,882.22	23,699,818.36
*** Liabilities ***			
LIABILITIES			
597.000.000.202.000	ACCOUNTS PAYABLE	0.00	(12,016.35)
LIABILITIES		0.00	(12,016.35)
Total Liabilities		0.00	(12,016.35)
*** Fund Balance ***			
RETAINED EARNINGS			
597.000.000.391.000	NP-INVESTMENT IN CAPITAL ASSETS	20,230,541.96	19,392,293.94
597.000.000.399.000	NET POSITION- UNRESTRICTED	3,029,875.56	3,782,995.62
RETAINED EARNINGS		23,260,417.52	23,175,289.56
Total Fund Balance		23,260,417.52	23,175,289.56
Beginning Fund Balance		23,260,417.52	23,175,289.56
Net of Revenues VS Expenditures		484,464.70	536,545.15
Ending Fund Balance		23,260,417.52	23,175,289.56
Total Liabilities And Fund Balance		23,744,882.22	23,699,818.36

User: BOBBIE

DB: St Louis

PERIOD ENDING 12/31/2022

GRATIOT AREA WATER AUTHORITY
MONTHLY STATEMENTS ARE CASH BASIS

GL NUMBER	DESCRIPTION	2022-23 AMENDED BUDGET	YTD BALANCE 12/31/2022	ACTIVITY FOR MONTH 12/31/22	AVAILABLE BALANCE	% BDGT USED	END BALANCE 06/30/2022
Fund 597 - GRATIOT AREA WATER AUTHORITY							
Revenues							
Dept 536.000 - WATER SYSTEM OPERATIONS & MAINTENANCE							
597.536.000.540.000	STATE GRANT	6,250.00	3,125.00	0.00	3,125.00	50.00	9,375.00
597.536.000.626.000	CHARGE FOR SERVICES	17,000.00	10,200.00	1,350.00	6,800.00	60.00	20,490.00
597.536.000.642.000	BULK WATER SALES	1,694,160.00	841,693.95	64,984.30	852,466.05	49.68	1,542,372.99
597.536.000.642.001	NONMETERED WATER SALES	4,000.00	921.00	0.00	3,079.00	23.03	6,062.40
597.536.000.665.000	INTEREST REVENUE	4,500.00	39,104.10	0.00	(34,604.10)	868.98	7,354.97
597.536.000.684.000	MISCELLANEOUS REVENUE	0.00	1,995.00	0.00	(1,995.00)	100.00	35.00
Total Dept 536.000 - WATER SYSTEM OPERATIONS & MAINTENANCE		1,725,910.00	897,039.05	66,334.30	828,870.95	51.97	1,585,690.36
Dept 998.000 - EQUITY TRANSFER							
597.998.000.581.000	MEMBER CONTRIBUTIONS - CAPITAL	3,000,000.00	0.00	0.00	3,000,000.00	0.00	0.00
Total Dept 998.000 - EQUITY TRANSFER		3,000,000.00	0.00	0.00	3,000,000.00	0.00	0.00
TOTAL REVENUES		4,725,910.00	897,039.05	66,334.30	3,828,870.95	18.98	1,585,690.36
Expenditures							
Dept 536.000 - WATER SYSTEM OPERATIONS & MAINTENANCE							
597.536.000.750.000	MATERIALS & SUPPLIES	28,000.00	18,930.20	7,932.23	9,069.80	67.61	29,665.00
597.536.000.750.001	SUPPLIES - CHEMICALS	225,550.00	94,656.65	21,683.77	130,893.35	41.97	143,191.93
597.536.000.750.002	SUPPLIES - FUEL	500.00	0.00	0.00	500.00	0.00	0.00
597.536.000.750.003	SUPPLIES - TOOLS & SMALL EQUIPMENT	3,000.00	885.41	0.00	2,114.59	29.51	747.45
597.536.000.801.000	PROFESSIONAL & CONTRACTED SERVICES	17,325.00	6,425.73	850.00	10,899.27	37.09	10,908.26
597.536.000.801.000.8001	PROF & CONT SVS - WELLHEAD PROTECTION	12,500.00	10,000.00	10,000.00	2,500.00	80.00	18,750.00
597.536.000.801.001	CONTRACT SVS - ALMA WATER DEPT PERSON	354,325.00	102,671.82	0.00	251,653.18	28.98	339,703.04
597.536.000.801.002	CONTRACTED SVS - PW PERSONNEL	12,573.00	7,214.87	0.00	5,358.13	57.38	10,650.90
597.536.000.850.000	TECHNOLOGY AND COMMUNICATIONS	2,625.00	432.05	0.00	2,192.95	16.46	1,452.03
597.536.000.920.000	UTILITIES	225,697.00	89,378.19	22,187.93	136,318.81	39.60	216,369.63
597.536.000.930.000	REPAIRS & MAINTENANCE	0.00	0.00	0.00	0.00	0.00	604.96
597.536.000.943.000	EQUIPMENT RENTAL	15,225.00	1,459.27	0.00	13,765.73	9.58	11,891.24
597.536.000.955.000	INSURANCE & BONDS	10,428.00	10,517.00	2,629.25	(89.00)	100.85	7,071.00
Total Dept 536.000 - WATER SYSTEM OPERATIONS & MAINTENANCE		907,748.00	342,571.19	65,283.18	565,176.81	37.74	791,005.44
Dept 536.599 - WATER SYSTEM ADMINISTRATION							
597.536.599.750.000	ADMIN SUPPLIES/POSTAGE/COPIES	500.00	246.58	52.16	253.42	49.32	1,301.32
597.536.599.801.000	PROFESSIONAL & CONTRACTED SERVICES	11,250.00	6,656.00	6,600.00	4,594.00	59.16	8,455.19
597.536.599.801.003	CONTRACT SVS - ALMA ENGINEERING	23,760.00	0.00	0.00	23,760.00	0.00	372.64
597.536.599.801.005	CONTRACT SVS - ST LOUIS ADMIN PERSONNEL	31,080.00	4,253.63	0.00	26,826.37	13.69	5,699.26
597.536.599.801.006	CONTRACT SVS - ST LOUIS ACCOUNTING AL	13,644.00	6,766.50	1,127.75	6,877.50	49.59	12,884.28
Total Dept 536.599 - WATER SYSTEM ADMINISTRATION		80,234.00	17,922.71	7,779.91	62,311.29	22.34	28,712.69
Dept 536.904 - DEPRECIATION							
597.536.904.968.000	DEPRECIATION EXPENSE	850,000.00	0.00	0.00	850,000.00	0.00	851,100.19
Total Dept 536.904 - DEPRECIATION		850,000.00	0.00	0.00	850,000.00	0.00	851,100.19

PERIOD ENDING 12/31/2022

GRATIOT AREA WATER AUTHORITY
MONTHLY STATEMENTS ARE CASH BASIS

GL NUMBER	DESCRIPTION	2022-23 AMENDED BUDGET	YTD BALANCE 12/31/2022	ACTIVITY FOR MONTH 12/31/22	AVAILABLE BALANCE	% BDGT USED	END BALANCE 06/30/2022
Fund 597 - GRATIOT AREA WATER AUTHORITY							
Expenditures							
Dept 901.000 - CAPITAL OUTLAY							
597.901.000.977.000	EQUIPMENT & CAPITAL PURCHASES	335,400.00	0.00	0.00	335,400.00	0.00	12,852.17
597.901.000.989.000	CONTRA - CAPITAL ACCOUNTS - MOVE TO B.	0.00	0.00	0.00	0.00	0.00	(12,852.17)
Total Dept 901.000 - CAPITAL OUTLAY		335,400.00	0.00	0.00	335,400.00	0.00	0.00
TOTAL EXPENDITURES		2,173,382.00	360,493.90	73,063.09	1,812,888.10	16.59	1,670,818.32
Fund 597 - GRATIOT AREA WATER AUTHORITY:							
TOTAL REVENUES		4,725,910.00	897,039.05	66,334.30	3,828,870.95	18.98	1,585,690.36
TOTAL EXPENDITURES		2,173,382.00	360,493.90	73,063.09	1,812,888.10	16.59	1,670,818.32
NET OF REVENUES & EXPENDITURES		2,552,528.00	536,545.15	(6,728.79)	2,015,982.85	21.02	(85,127.96)

CHECK DISBURSEMENT REPORT FOR CITY OF ST LOUIS
 CHECK DATE FROM 12/01/2022 - 12/31/2022
 Banks: 0597

Check Date	Bank	Check #	Invoice	Payee	Description	GL #	Amount
12/02/2022	0597	2974	C334179	ALMA HARDWARE	BATTERIES/SPONGE/BAGS/SEALANT	597.536.000.750.000	97.61
12/02/2022	0597	2975	94680993	CARMEUSE	HI CAL QL WATER	597.536.000.750.001	5,726.86
12/02/2022	0597	2976	2059972620	CONSUMERS ENERGY	ENERGY CHARGES-ELECTRIC 4613 W VAN	597.536.000.920.000	112.03
		2976	202520520261		ENERGY CHARGES(ELECTRIC) 5400 N LUC	597.536.000.920.000	1,344.60
		2976	202520520260		ENERGY CHARGES (ELECTRIC) 622 S LIN	597.536.000.920.000	1,181.05
		2976	205368204024		ENERGY CHARGES 200 N LINCOLN 10/21-	597.536.000.920.000	3,055.14
		2976	205368204023		ENERGY CHARGES 101 N GAS/ELECT-101	597.536.000.920.000	78.65
							5,771.47
12/02/2022	0597	2977	276904-0	DBI BUSINESS INTERIORS	TISSUE/CLEANER/BINDERS/PENCILS/TONE	597.536.000.750.000	324.84
12/02/2022	0597	2978	63029	FLEIS & VANDENBRINK	WHP DELINEATION	597.536.000.801.000.8001	6,250.00
12/02/2022	0597	2979	949675722	GRAINGER INC	AIR FILTERS	597.536.000.750.000	85.32
12/02/2022	0597	2980	13338938	HACH COMPANY	BRANCH SERVICE AGREEMENT	597.536.599.801.000	845.00
12/02/2022	0597	2981	3117312158	IDEXX DISTRIBUTION INC.	COLISURE	597.536.000.750.000	4,299.31
12/02/2022	0597	2982	INSTALL #3 22/2	MICHIGAN MUNICIPAL RISK	#3 INSTALLMENT #3 07/01/22-07/01/2	597.536.000.955.000	250.00
		2982	INSTALL 3		INSTALLMENT #3 ANNUAL POLICY 07/01/	597.536.000.955.000	2,379.25
							2,629.25
12/02/2022	0597	2983	6951637	UNITED STATES PLASTIC	COFWATER/DISPENSER BOTTLE/SOAP/BEAKERS	597.536.000.750.000	142.55
12/02/2022	0597	2984	170927	USA BLUE BOOK	SODIUM THIOSULFATE	597.536.000.750.000	18.40
		2984	169445		TITRANT/INDICATOR	597.536.000.750.000	231.15
		2984	167207		REAGENT SOLUTION	597.536.000.750.000	145.00
		2984	166413		SULFURIC ACID/TOTAL CHLORINE REAGEN	597.536.000.750.000	486.03
							880.58
12/16/2022	0597	2985	7859963	AAA SMART HOME	FINANCE CHARGE-NOV BILLING	597.536.000.801.000	5.00
12/16/2022	0597	2986	1708233722467	ADVANCE AUTO PARTS	GREASE/THREADLOCK/GLOVES/SHOP TOWEL	597.536.000.750.000	96.23
12/16/2022	0597	2987	22-0002582	CITY OF ST LOUIS	POSTAGE REIMBURSEMENT THROUGH 12/2/	597.536.599.750.000	52.16
		2987	22-0002579		DEC 2022 ACCT PROCESSING	597.536.599.801.006	1,127.75
							1,179.91
12/16/2022	0597	2988	203321450997	CONSUMERS ENERGY	ENERGY CHARGES (ELECTRIC) 10/26-11/	597.536.000.920.000	738.89
		2988	201808596785		ENERGY CHARGES (ELECTRIC) 10/28-11/	597.536.000.920.000	593.25
		2988	205635145653		ENERGY CHARGES (GAS) 10/27-11/29/22	597.536.000.920.000	38.44
		2988	205101237116		ENERGY CHARGES (ELECTRIC) 10/31-12/	597.536.000.920.000	928.66
		2988	202253583218		ENERGY CHARGES (ELECTRIC) 4613 W VA	597.536.000.920.000	2,273.76
		2988	2071496911334		ENERGY CHARGES (ELEC) 200 N LINCOLN	597.536.000.920.000	9,728.33

CHECK DISBURSEMENT REPORT FOR CITY OF ST LOUIS
 CHECK DATE FROM 12/01/2022 - 12/31/2022
 Banks: 0597

Check Date	Bank	Check #	Invoice	Payee	Description	GL #	Amount
		2988	207146901953		ENERGY CHARGES (ELECTRIC) 915 RIVER	597.536.000.920.000	1,370.13
		2988	204567326648		ENERGY CHARGES (GAS) 110 N LINCOLN	597.536.000.920.000	85.54
		2988	201541641791		ENERGY CHARGES (ELECT) 4613 W VANBUR	597.536.000.920.000	659.46
							16,416.46
12/16/2022	0597	2989	376904-1	DBI BUSINESS INTERIORS	COFFEE	597.536.000.750.000	21.58
12/16/2022	0597	2990	64223	FLEIS & VANDENBRINK	WHP DELINEATION	597.536.000.801.000.8001	3,750.00
12/16/2022	0597	2991	456389	HAVILAND PRODUCTS	ACIDS	597.536.000.750.001	2,463.52
12/16/2022	0597	2992	S5133066.001	MEDLER ELECTRIC COMPANY	STRUT CLAMP	597.536.000.750.000	4.99
12/16/2022	0597	2993	479540	NORTH CENTRAL LABORATORII	PHOSPHATE BUFFER/DPD INDICATOR	597.536.000.750.000	207.96
12/16/2022	0597	2994	19902	PRECISION ELECTRONICS INC	WELL #7 TRANS. SWITCH	597.536.000.750.000	1,699.56
12/16/2022	0597	2995	324130	PVS TECHNOLOGIES INC	FERRIC CHLORIDE SOLUTION	597.536.000.750.001	6,493.39
12/16/2022	0597	2996	89258	SCOTLAND OIL COMPANY, INC	PHILLIPS 66 MEGAFLOW AW 32-PAIL	597.536.000.750.000	71.70
12/16/2022	0597	2997	566934	YEO & YEO	ANNUAL AUDIT	597.536.599.801.000	6,600.00
12/19/2022	0597	5(E)	901999	JONES CHEMICAL COMPANY	HYPROCHLORITE SOLUTION	597.536.000.750.001	7,000.00
12/29/2022	0597	2998	94700564	CARMEUSE	HI CAL QL WATER	597.536.000.750.000	5,422.99
12/29/2022	0597	2999	205190288838	CONSUMERS ENERGY	ENERGY CHARGES 5400 N LUCE (ELECTRI	597.536.000.920.000	1,560.26
		2999	205190288837		ENERGY CHARGES (ELECTRIC) 622 S LINC	597.536.000.920.000	602.08
		2999	204656341496		ENERGY CHARGES (GAS) 200 N LINCOLN	597.536.000.920.000	3,937.31
		2999	204656341495		ENERGY CHARGES 101 N LINCOLN (ELECT	597.536.000.920.000	106.90
							6,206.55
12/29/2022	0597	3000	9543129192	GRAINGER INC	SENSOR/WIRE LEADS	597.536.000.750.000	316.96
12/29/2022	0597	3001	90545	SCOTLAND OIL COMPANY, INC	PROGUARD PREMIUM	597.536.000.750.000	69.85
TOTAL - ALL FUNDS							85,079.44

--- GL TOTALS ---

597.536.000.750.000	MATERIALS & SUPPLIES	13,742.03
597.536.000.750.001	SUPPLIES - CHEMICALS	21,683.77
597.536.000.801.000	PROFESSIONAL & CONTRACTED SERVICES	5.00
597.536.000.801.000.8001	PROF & CONT SVS - WELLHEAD PROTECTION	10,000.00
597.536.000.920.000	UTILITIES	28,394.48
597.536.000.955.000	INSURANCE & BONDS	2,629.25
597.536.599.750.000	ADMIN SUPPLIES/POSTAGE/COPIES	52.16
597.536.599.801.000	PROFESSIONAL & CONTRACTED SERVICES	7,445.00
597.536.599.801.006	CONTRACT SVS - ST LOUIS ACCOUNTING	1,127.75
	TOTAL	85,079.44

Check Date	Bank	Check	Vendor	Vendor Name	Amount
Bank 0597 GAWA CHECKING					
12/02/2022	0597	2974	00055	ALMA HARDWARE	97.61
12/02/2022	0597	2975	04656	CARMEUSE	5,726.86
12/02/2022	0597	2976	00287	CONSUMERS ENERGY	5,771.47
12/02/2022	0597	2977	03643	DBI BUSINESS INTERIORS	324.84
12/02/2022	0597	2978	04992	FLEIS & VANDENBRINK	6,250.00
12/02/2022	0597	2979	01227	GRAINGER INC	85.32
12/02/2022	0597	2980	00493	HACH COMPANY	845.00
12/02/2022	0597	2981	04993	IDEXX DISTRIBUTION INC.	4,299.31
12/02/2022	0597	2982	04334	MICHIGAN MUNICIPAL RISK MANAGEMENT	2,629.25
12/02/2022	0597	2983	04870	UNITED STATES PLASTIC CORP	142.55
12/02/2022	0597	2984	01197	USA BLUE BOOK	880.58
12/16/2022	0597	2985	04956	AAA SMART HOME	5.00
12/16/2022	0597	2986	04284	ADVANCE AUTO PARTS	96.23
12/16/2022	0597	2987	00256	CITY OF ST LOUIS	1,179.91
12/16/2022	0597	2988	00287	CONSUMERS ENERGY	16,416.46
12/16/2022	0597	2989	03643	DBI BUSINESS INTERIORS	21.58
12/16/2022	0597	2990	04992	FLEIS & VANDENBRINK	3,750.00
12/16/2022	0597	2991	04556	HAVILAND PRODUCTS	2,463.52
12/16/2022	0597	2992	00679	MEDLER ELECTRIC COMPANY	4.99
12/16/2022	0597	2993	04946	NORTH CENTRAL LABORATORIES	207.96
12/16/2022	0597	2994	05090	PRECISION ELECTRONICS INC	1,699.56
12/16/2022	0597	2995	04785	PVS TECHNOLOGIES INC	6,493.39
12/16/2022	0597	2996	01032	SCOTLAND OIL COMPANY, INC	71.70
12/16/2022	0597	2997	04671	YEO & YEO	6,600.00
12/19/2022	0597	5 (E)	04808	JONES CHEMICAL COMPANY	7,000.00
12/29/2022	0597	2998	04656	CARMEUSE	5,422.99
12/29/2022	0597	2999	00287	CONSUMERS ENERGY	6,206.55
12/29/2022	0597	3000	01227	GRAINGER INC	316.96
12/29/2022	0597	3001	01032	SCOTLAND OIL COMPANY, INC	69.85

0597 TOTALS:

Total of 29 Checks:	85,079.44
Less 0 Void Checks:	0.00
Total of 29 Disbursements:	85,079.44