



**REGULAR MEETING**  
**November 12, 2021 at 12:00 p.m.**  
**via Zoom**

**AGENDA**

- 1. Call to Order**
- 2. Roll Call**
- 3. Approval of Agenda**
- 4. Approval of Minutes**
  - A.** Minutes October 8, 2021, Meeting
  
- 5. Communications**
- 6. Requests for Payment**
- 7. Requests for Purchase**
- 8. Recommendations on Bids**
- 9. New Business**
- 10. Unfinished Business**
- 11. Reports**
  - A.** Water Production Report
  - B.** Financial Statements through October 30, 2021
  - C.** SLWSR Construction Update
  
- 12. Appropriations**
  - A.** Approval and Ratification of Claims & Accounts
  
- 13. Public Comment**
- 14. Adjournment**

A regular meeting of the Gratiot Area Water authority was held virtually via Zoom and called to order at 12:11 p.m. by Chairman Kurt Giles. A quorum of the Authority Board was present.

*Roll Call*

Authority Board members present: Kurt Giles, Aeric Ripley, Tom Reed, and Jim Wheeler.

Authority Board members absent: Roxanne Harrington and Bill Leonard.

Others present: Dave Ringle, Keith Risdon and Kent Nothstine

*Approval of Agenda*

**Motion by Board Member Wheeler, seconded by Board Member Reed, to approve the agenda as presented.**

**Motion carried with a voice vote.**

**Aye: Giles, Ripley, Reed, and Wheeler.**

**Nay: none.**

**Absent: Harrington and Leonard.**

*Approval of Minutes*

A correction was made to the previous meetings minutes regarding John Willemin's place of employment.

**Motion by Board Member Wheeler, seconded by Board Member Reed, to approve the minutes of September 10, 2021, as presented. Motion carried with a voice vote.**

**Aye: Giles, Ripley, Reed, and Wheeler.**

**Nay: none.**

**Absent: Harrington and Leonard.**

*Communications*

*Requests for Payment & Purchase*

*Recommendations on Bids*

*New Business*

*Unfinished Business*

*Reports*

Chairman Giles reviewed the Water Production Report for September. No comments or suggestions were offered by Board Members.

Chairman Giles reviewed the Financial Statements through June 30, 2021 for the audit and the Financial Statements through September 30, 2021. No comments or suggestions were offered.

John Willemin of Fishbeck, Thompson, Carr & Huber, provided a written report on the St. Louis Water Supply Replacement Engineering Update. A brief discussion followed regarding the update. The Part 399 permit application has been submitted to EGLE and is awaiting approval for construction of the Well house and well water transmission main. An upcoming meeting with Arcada Township for presentation on the project needs to be scheduled. Dave Ringle, Director of Public Services, will work to schedule the presentation for Wednesday, November 10, 2021. GAWA has been granted an extension of time with the EPA cooperative agreement for funding the water supply replacement project. They are looking at monitoring groundwater in the Arcada Township area for at least another year, possibly long-term after the project is completed.

**Motion by Board Member Reed, seconded by Board Member Wheeler, to receive the September Water Production Report, June Financial Statements for the audit, September Financial Statements, and SLWSR Construction Update. Motion carried with a voice vote.**

**Aye: Giles, Ripley, Reed, and Wheeler.**

**Nay: none.**

**Absent: Harrington and Leonard.**

*Appropriations*

**Motion by Board Member Wheeler, seconded by Board Member Reed, to approve and ratify the claims and accounts for September 2021 in the amount of \$99,487.45. Motion carried with a voice vote.**

**Aye: Giles, Ripley, Reed, and Wheeler.**

**Nay: none.**

**Absent: Harrington and Leonard.**

*Public Comment*

Chairman Giles welcomed Aeric Ripley, Interim City Manager for Alma, to the authority.

*Adjournment*

**Motion by Board Member Reed, seconded by Board Member Wheeler, to adjourn the meeting. Chairman Giles adjourned the meeting at 12:25 p.m.**

---

Kim Fellows, Recording Secretary

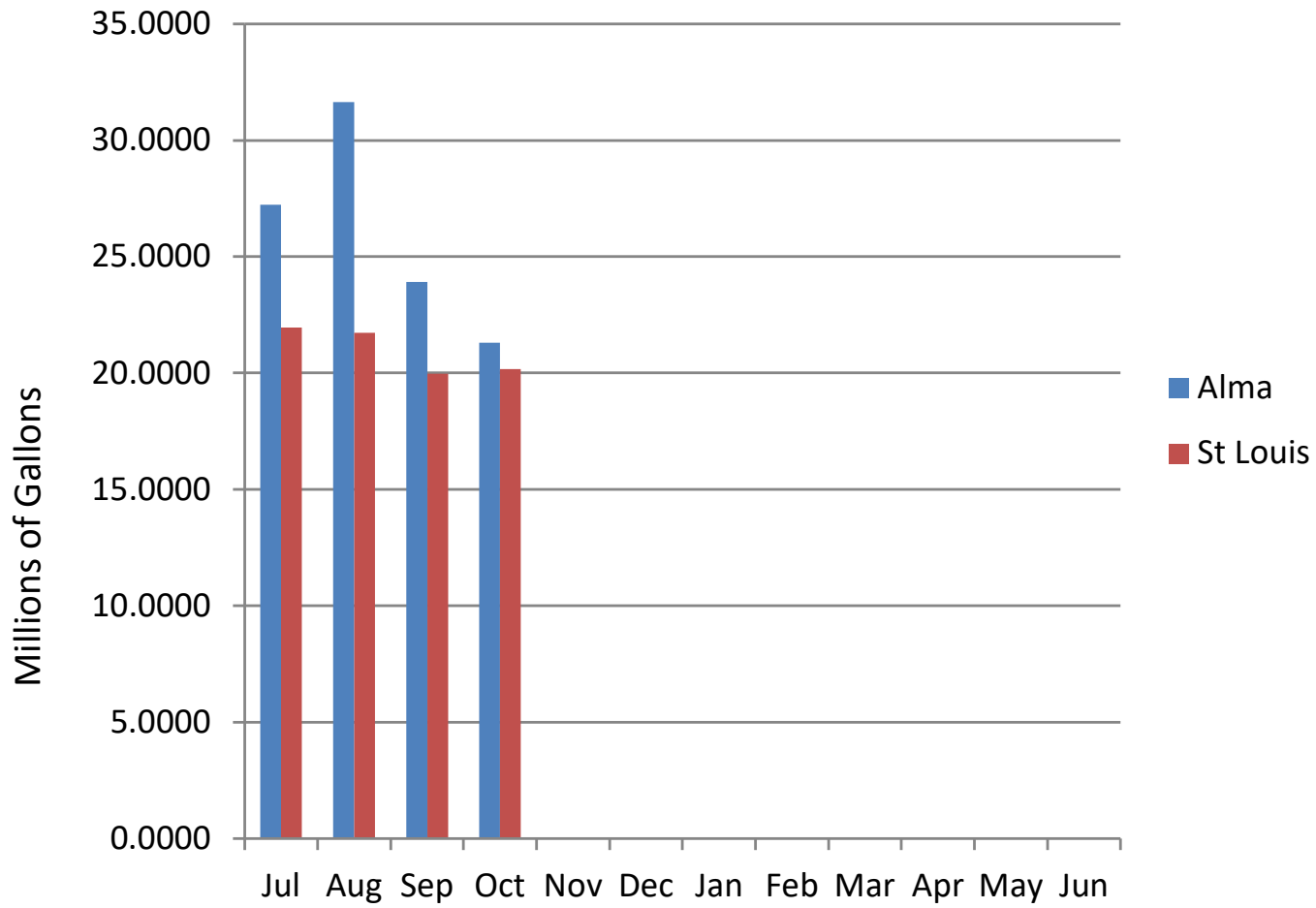
---

Date of Approval

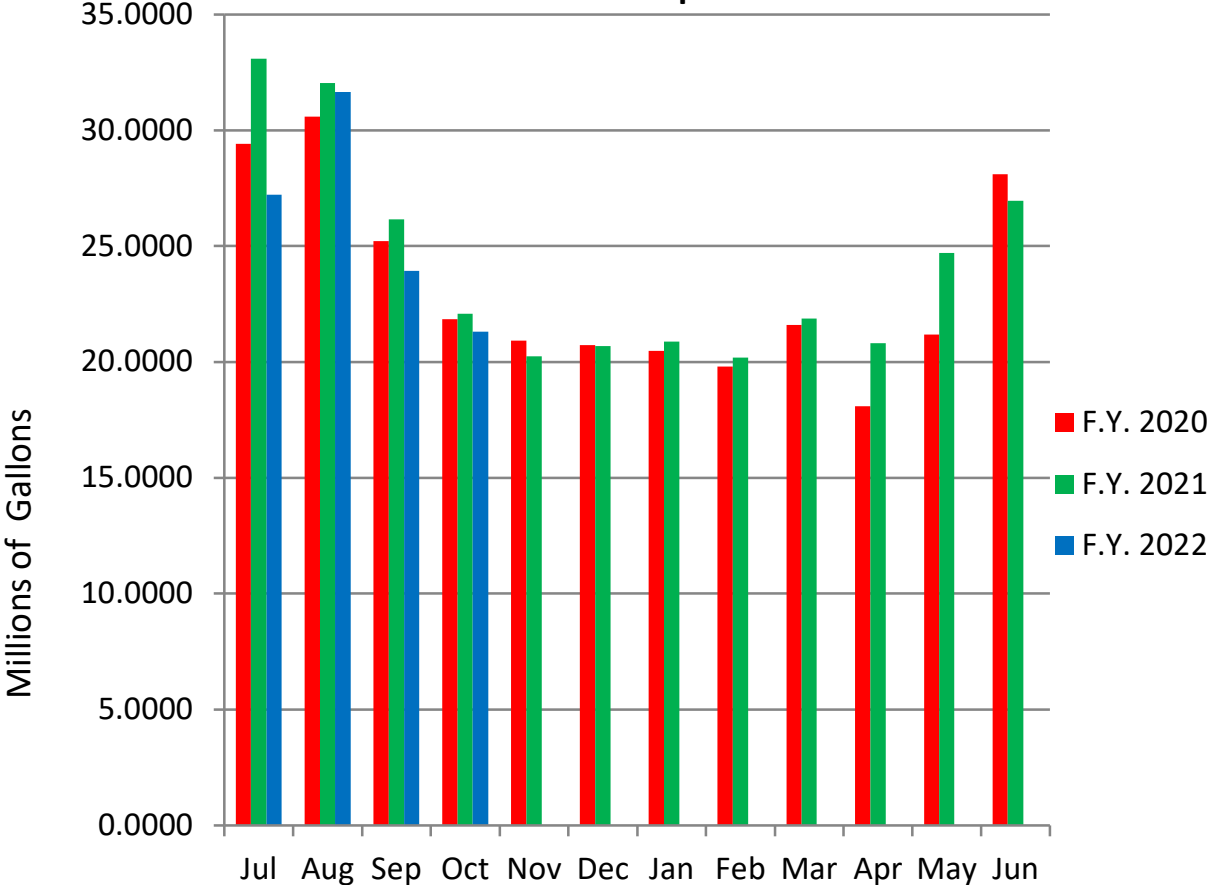
**GAWA Water Production/Consumption Records - F.Y. 2022**

	Water Authority Plant Production			St. Louis Water Consumption			Alma Water Consumption
	Water Pumpage (MG)	Internal Consumption (MG)	Water Production (MG)	Meter No. 1 (MG)	Meter No. 2 (MG)	Total Consumption (MG)	Total Consumption (MG)
				Cheesman	Michigan		
<b>Jul</b>	51.713	2.534	49.179500	11.9703	9.9833	21.9536	27.2259
<b>Aug</b>	55.892	2.526	53.366300	11.7381	9.9867	21.7248	31.6415
<b>Sep</b>	46.085	2.191	43.893300	10.4337	9.5335	19.9672	23.9261
<b>Oct</b>	43.353	1.887	41.465600	11.2433	8.9265	20.1698	21.2958
<b>Nov</b>		0.000				0.0000	0.0000
<b>Dec</b>		0.000				0.0000	0.0000
<b>Jan</b>		0.000				0.0000	0.0000
<b>Feb</b>		0.000				0.0000	0.0000
<b>Mar</b>		0.000				0.0000	0.0000
<b>Apr</b>		0.000				0.0000	0.0000
<b>May</b>		0.000				0.0000	0.0000
<b>Jun</b>		0.000				0.0000	0.0000
<b>Total Year to Date</b>	197.043	9.138	187.904700	45.3854	38.4300	83.8154	104.0893
<b>Avg. Monthly (MG)</b>		46.98			20.954		26.022
<b>Percent of Consumption</b>		100.00%			44.61%		55.39%

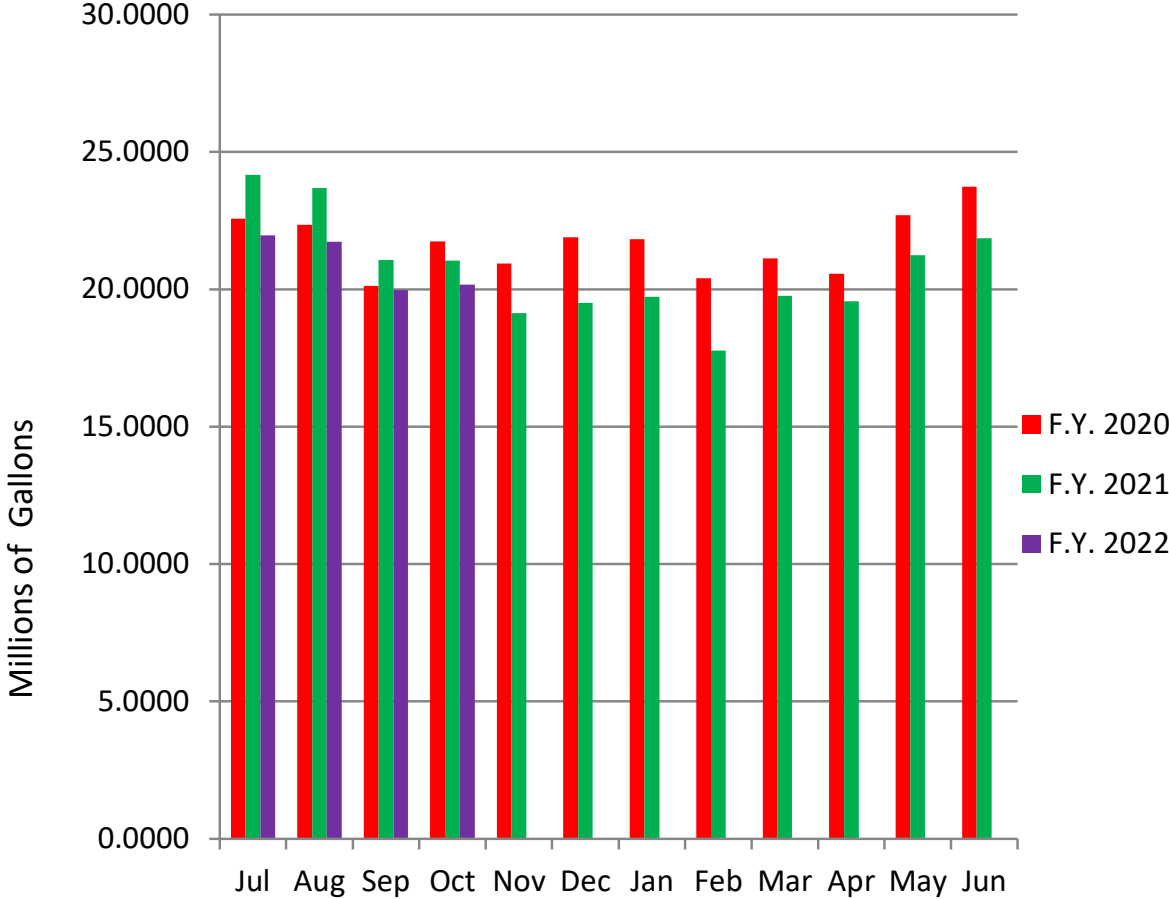
### Alma-St. Louis Monthly Water Consumption



### City of Alma Water Consumption



### City of St. Louis Water Consumption



Fund 597 GRATIOT AREA WATER AUTHORITY

GL Number	Description	PERIOD ENDED 10/31/2020	PERIOD ENDED 10/31/2021
*** Assets ***			
ASSETS			
597.000.001.001	CASH - COMMERCIAL BANK	591,202.47	551,374.62
597.000.040.001	ACCOUNTS RECEIVABLE	1,930.00	119,585.56
597.000.110.000	INVENTORY	11,897.65	17,311.26
597.000.194.000	ADVANCE TO ALMA	40,000.00	40,000.00
ASSETS		645,030.12	728,271.44
REPLACEMENT RESERVES			
597.000.002.000	CASH - SAVINGS COMMERCIAL BANK	1,158,354.11	308,354.11
597.000.017.000	INVESTMENT MICLASS	871,771.68	2,372,395.82
REPLACEMENT RESERVES		2,030,125.79	2,680,749.93
FIXED ASSETS			
597.000.130.000	LAND	280,175.87	280,175.87
597.000.132.000	LAND IMPROVEMENTS	647,635.74	647,635.74
597.000.133.000	ACCUM. DEPR. - LAND IMPROVEMENTS	(81,084.74)	(116,821.67)
597.000.136.000	BUILDINGS	15,457,292.05	15,476,983.65
597.000.137.000	ACCMU DEPRECIATION - BUILDING	(2,997,636.48)	(3,445,815.16)
597.000.140.000	MACHINERY & EQUIPMENT	3,025,256.89	3,214,678.25
597.000.141.000	ACCUM DEPREC - MACHINERY & EQUIPMENT	(1,551,623.73)	(1,760,590.54)
597.000.152.000	WATER SYSTEM	2,688,951.95	6,621,170.16
597.000.153.000	ACCUM DEPR - WATER SYSTEM	(526,695.07)	(692,224.34)
597.000.158.000	CONSTRUCTION IN PROGRESS	5,157.60	5,350.00
FIXED ASSETS		16,947,430.08	20,230,541.96
<b>Total Assets</b>		<b>19,622,585.99</b>	<b>23,639,563.33</b>
*** Liabilities ***			
LIABILITIES			
597.000.202.000	ACCOUNTS PAYABLE	(53,439.38)	0.00
LIABILITIES		(53,439.38)	0.00
<b>Total Liabilities</b>		<b>(53,439.38)</b>	<b>0.00</b>
*** Fund Balance ***			
RETAINED EARNINGS			
597.000.399.000	NET POSITION	19,410,509.71	19,410,509.71
RETAINED EARNINGS		19,410,509.71	19,410,509.71
<b>Total Fund Balance</b>		<b>19,410,509.71</b>	<b>19,410,509.71</b>
<b>Beginning Fund Balance</b>		<b>19,410,509.71</b>	<b>19,410,509.71</b>
<b>Net of Revenues VS Expenditures - 20-21</b>			<b>3,849,907.81</b>
<b>*20-21 End FB/21-22 Beg FB</b>		<b>19,410,509.71</b>	
<b>Net of Revenues VS Expenditures - Current Year</b>		<b>265,515.66</b>	<b>379,145.81</b>
<b>Ending Fund Balance</b>		<b>19,410,509.71</b>	<b>23,260,417.52</b>
<b>Total Liabilities And Fund Balance</b>		<b>19,622,585.99</b>	<b>23,639,563.33</b>

\* Year Not Closed



User: BOBBIE

DB: St Louis

PERIOD ENDING 10/31/2021

GL NUMBER	DESCRIPTION	2021-22 AMENDED BUDGET	YTD BALANCE 10/31/2021	ACTIVITY FOR MONTH 10/31/21	AVAILABLE BALANCE	% BDGT USED	END BALANCE 06/30/2021
Fund 597 - GRATIOT AREA WATER AUTHORITY							
Revenues							
Dept 536 - WATER SYSTEM OPERATIONS & MAINTENANCE							
597.536.607.000	FEES	15,000.00	7,560.00	1,500.00	7,440.00	50.40	18,960.00
597.536.642.000	BULK WATER SALES - METERED	1,612,710.00	551,729.69	247,168.66	1,060,980.31	34.21	1,528,522.35
597.536.642.001	NONMETERED WATER SALES	6,000.00	0.00	0.00	6,000.00	0.00	6,540.00
597.536.665.000	INTEREST	5,000.00	298.59	0.00	4,701.41	5.97	2,888.60
597.536.671.000	OTHER REVENUE	0.00	35.00	0.00	(35.00)	100.00	6,407.08
Total Dept 536 - WATER SYSTEM OPERATIONS & MAINTENANCE		1,638,710.00	559,623.28	248,668.66	1,079,086.72	34.15	1,563,318.03
Dept 998 - EQUITY TRANSFER							
597.998.581.000	MEMBER CONTRIBUTIONS - CAPITAL	0.00	0.00	0.00	0.00	0.00	3,932,218.21
Total Dept 998 - EQUITY TRANSFER		0.00	0.00	0.00	0.00	0.00	3,932,218.21
TOTAL REVENUES		1,638,710.00	559,623.28	248,668.66	1,079,086.72	34.15	5,495,536.24
Expenditures							
Dept 536 - WATER SYSTEM OPERATIONS & MAINTENANCE							
597.536.750.000	MATERIALS & SUPPLIES	28,000.00	3,737.89	536.89	24,262.11	13.35	34,239.94
597.536.750.001	SUPPLIES - CHEMICALS	197,000.00	45,465.77	13,234.75	151,534.23	23.08	140,608.51
597.536.750.002	SUPPLIES - FUEL	2,200.00	0.00	0.00	2,200.00	0.00	306.43
597.536.750.003	SUPPLIES - TOOLS & SMALL EQUIPMENT	3,000.00	31.26	0.00	2,968.74	1.04	1,240.77
597.536.801.000	PROF & CONTRACTED SERVICES	16,500.00	1,827.63	831.19	14,672.37	11.08	21,378.56
597.536.801.001	CONTRACT SVS - ALMA WATER DEPT PERSON	345,473.00	59,985.98	0.00	285,487.02	17.36	324,785.53
597.536.801.002	CONTRACT SVS - ALMA PW PERSONNEL	11,514.00	4,092.00	0.00	7,422.00	35.54	5,512.50
597.536.850.000	TECHNOLOGY AND COMMUNICATIONS	3,000.00	101.08	0.00	2,898.92	3.37	2,578.44
597.536.920.000	UTILITIES	207,900.00	47,808.89	15,050.54	160,091.11	23.00	214,949.74
597.536.930.000	REPAIRS & MAINTENANCE	0.00	0.00	0.00	0.00	0.00	1,175.30
597.536.935.000	PROPERTY AND LIABILITY INSURANCE	9,500.00	7,635.75	0.00	1,864.25	80.38	8,150.63
597.536.943.000	EQUIPMENT RENTAL	13,700.00	5,163.85	0.00	8,536.15	37.69	6,584.90
Total Dept 536 - WATER SYSTEM OPERATIONS & MAINTENANCE		837,787.00	175,850.10	29,653.37	661,936.90	20.99	761,511.25
Dept 599 - SYSTEM ADMINISTRATION							
597.599.750.000	ADMIN SUPPLIES/POSTAGE/COPIES	500.00	80.41	42.67	419.59	16.08	436.88
597.599.801.000	PROF & CONTRACTED SERVICES	9,500.00	169.71	0.00	9,330.29	1.79	6,000.00
597.599.801.003	CONTRACT SVS - ALMA ENGINEERING	23,760.00	82.49	0.00	23,677.51	0.35	492.48
597.599.801.004	CONTRACT SVS - ACCOUNTING ALLOCATION	0.00	0.00	0.00	0.00	0.00	0.00
597.599.801.005	CONTRACT SVS - ST LOUIS ADMIN PERSONN	29,600.00	0.00	0.00	29,600.00	0.00	6,206.13
597.599.801.006	CONTRACT SVS - ST LOUIS ACCOUNTING AL	12,995.00	4,294.76	1,073.69	8,700.24	33.05	12,570.00
Total Dept 599 - SYSTEM ADMINISTRATION		76,355.00	4,627.37	1,116.36	71,727.63	6.06	25,705.49
Dept 900 - CAPITAL PROJECT ACTIVITIES							
597.900.970.000	CAPITAL PROJECTS	85,000.00	0.00	0.00	85,000.00	0.00	209,305.36
597.900.989.000	CONTRA - CAPITAL ACCOUNTS - MOVE TO B.	0.00	0.00	0.00	0.00	0.00	(209,305.36)
Total Dept 900 - CAPITAL PROJECT ACTIVITIES		85,000.00	0.00	0.00	85,000.00	0.00	0.00
Dept 904 - DEPRECIATION							

PERIOD ENDING 10/31/2021

GL NUMBER	DESCRIPTION	2021-22 AMENDED BUDGET	YTD BALANCE 10/31/2021	ACTIVITY FOR MONTH 10/31/21	AVAILABLE BALANCE	% BDGT USED	END BALANCE 06/30/2021
Fund 597 - GRATIOT AREA WATER AUTHORITY							
Expenditures							
597.904.968.000	DEPRECIATION	772,943.00	0.00	0.00	772,943.00	0.00	858,411.69
Total Dept 904 - DEPRECIATION		<u>772,943.00</u>	<u>0.00</u>	<u>0.00</u>	<u>772,943.00</u>	<u>0.00</u>	<u>858,411.69</u>
TOTAL EXPENDITURES		<u>1,772,085.00</u>	<u>180,477.47</u>	<u>30,769.73</u>	<u>1,591,607.53</u>	<u>10.18</u>	<u>1,645,628.43</u>
Fund 597 - GRATIOT AREA WATER AUTHORITY:							
TOTAL REVENUES		1,638,710.00	559,623.28	248,668.66	1,079,086.72	34.15	5,495,536.24
TOTAL EXPENDITURES		<u>1,772,085.00</u>	<u>180,477.47</u>	<u>30,769.73</u>	<u>1,591,607.53</u>	<u>10.18</u>	<u>1,645,628.43</u>
NET OF REVENUES & EXPENDITURES		(133,375.00)	379,145.81	217,898.93	(512,520.81)	284.27	3,849,907.81

CHECK DISBURSEMENT REPORT FOR CITY OF ST LOUIS  
 CHECK DATE FROM 10/01/2021 - 10/31/2021  
 Banks: 0597

Check Date	Bank	Check #	Invoice	Payee	Description	GL #	Amount
10/06/2021	0597	2672	94365225	CARMEUSE	HI CAL QL WATER	597.536.750.001	3,148.93
10/06/2021	0597	2673	94371954	CARMEUSE AMERICAS	HI CAL QL WATER	597.536.750.001	5,379.41
10/06/2021	0597	2674	204833644341	CONSUMERS ENERGY	ENERGY CHARGES (ELECTRIC) -WELL 11 8/	597.536.920.000	231.28
10/06/2021	0597	2675	410689	HAVILAND PRODUCTS	SULFURIC ACID	597.536.750.001	1,067.20
10/06/2021	0597	2676	867727	JONES CHEMICAL COMPANY	HYPOCHLORITE SOLUTION	597.536.750.001	3,120.26
10/06/2021	0597	2677	41419-223136	PARAGON LABORATORIES, INC	HERBICIDES	597.536.801.000	360.00
		2677	41419-222988		EPA PFA'S	597.536.801.000	275.00
							635.00
10/06/2021	0597	2678	719536	USA BLUE BOOK	RICCA ERICHROME BLACK T INDICATOR	597.536.750.001	84.54
10/15/2021	0597	2679	7157453	AAA SMART HOME	WATER TREATMENT MONITORING	597.536.801.000	26.48
10/15/2021	0597	2680	B326926	ALMA HARDWARE	SOAP/BAGGIES/WIPES/TISSUE	597.536.750.000	19.95
		2680	B327251		TIDE/NUTS/BOLTS/LEV GUIDE	597.536.750.000	24.53
		2680	C315519		WHIT WIRED PUSH BUTTON	597.536.750.000	6.99
							51.47
10/15/2021	0597	2681	21-0002030	CITY OF ST LOUIS	GAWA ACCT PROCESSING-OCT 2021	597.599.801.006	1,073.69
10/15/2021	0597	2682	21-0002074	CITY OF ST LOUIS	POSTAGE REIMBURSEMENT THROUGH 10/08	597.599.750.000	42.67
10/15/2021	0597	2683	202786850097	CONSUMERS ENERGY	ENERGY CHARGES (ELECTRIC) 2075 MICH	597.536.920.000	291.67
		2683	100058099811		ENERGY CHARGES (ELECTRIC) 101 N LIN	597.536.920.000	42.97
		2683	204744671878		ENERGY CHARGES (GAS) 110 N LINCOLN	597.536.920.000	16.41
		2683	204744671877		ENERGY CHARGES (GAS) 101 N LINCOLN	597.536.920.000	15.30
		2683	206968974324		ENERGY CHARGES (ELECTRIC) 110 N LIN	597.536.920.000	665.43
		2683	202697877983		ENERGY CHARGES 4613 W VANBUREN WELL	597.536.920.000	2,023.26
		2683	203498812856		ENERGY CHARGES 622 S LINCOLN (ELECT	597.536.920.000	1,560.87
		2683	207146419040		ENERGY CHARGES 110 N LINCOLN (ELECT	597.536.920.000	55.86
		2683	203142836374		ENERGY CHARGES 101 N LINCOLN (GAS)	597.536.920.000	1.00
		2683	202786855761		ENERGY CHARGES 200 N LINCOLN (GAS)	597.536.920.000	105.70
		2683	204032752924		ENERGY CHARGES 101 N LINCOLN (ELECTR	597.536.920.000	2.83
		2683	206435249263		ENERGY CHARGES 5400 LUCE ROAD (ELEC	597.536.920.000	833.13
		2683	207146418973		ENERGY CHARGES 200 N LINCOLN (ELECT	597.536.920.000	9,188.03
		2683	202786855762		ENERGY CHARGES (GAS) 915 REIVERVIEW	597.536.920.000	16.80
							14,819.26
10/15/2021	0597	2684	289618	ELHORN ENGINEERING COMPANY	55 GALLON EL-CHLOR	597.536.750.001	319.50
10/15/2021	0597	2685	962017227	KONE CHICAGO	WATER PLANT MAINTENANCE 10/01/21-12	597.536.801.000	169.71
10/15/2021	0597	2686	S4929094.001	MEDLER ELECTRIC COMPANY	LAMP	597.536.750.000	12.30

11/08/2021 12:23 PM  
User: BOBBIE  
DB: St Louis

CHECK DISBURSEMENT REPORT FOR CITY OF ST LOUIS  
CHECK DATE FROM 10/01/2021 - 10/31/2021  
Banks: 0597

Check Date	Bank	Check #	Invoice	Payee	Description	GL #	Amount
10/15/2021	0597	2687	727018	USA BLUE BOOK	TUBING KIT/REAGENT SET	597.536.750.000	473.12
		2687	740152		FRIEGHT FOR CHLORINATION TABLETS	597.536.750.001	85.00
		2687	741771		CHLORINATION TABLETS	597.536.750.001	166.41
		2687	704909		RETURN OF INDICATOR SOLUTIONS	597.536.750.001	(136.50)
							<hr/> 588.03
				TOTAL - ALL FUNDS	TOTAL OF 16 CHECKS		30,769.73

Check Date	Check	Vendor Name	Amount
Bank 0597 GAWA CHECKING			
10/06/2021	2672	CARMEUSE	3,148.93
10/06/2021	2673	CARMEUSE AMERICAS	5,379.41
10/06/2021	2674	CONSUMERS ENERGY	231.28
10/06/2021	2675	HAVILAND PRODUCTS	1,067.20
10/06/2021	2676	JONES CHEMICAL COMPANY	3,120.26
10/06/2021	2677	PARAGON LABORATORIES, INC	635.00
10/06/2021	2678	USA BLUE BOOK	84.54
10/15/2021	2679	AAA SMART HOME	26.48
10/15/2021	2680	ALMA HARDWARE	51.47
10/15/2021	2681	CITY OF ST LOUIS	1,073.69
10/15/2021	2682	CITY OF ST LOUIS	42.67
10/15/2021	2683	CONSUMERS ENERGY	14,819.26
10/15/2021	2684	ELHORN ENGINEERING COMPANY	319.50
10/15/2021	2685	KONE CHICAGO	169.71
10/15/2021	2686	MEDLER ELECTRIC COMPANY	12.30
10/15/2021	2687	USA BLUE BOOK	588.03

0597 TOTALS:

Total of 16 Disbursements:

30,769.73